

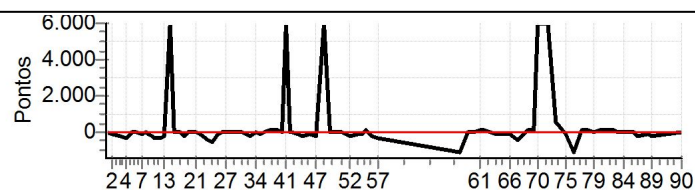
Performance Individual

7.19

N u m	1 / Luiz Antonio Tavares / Nina											
	4º		Cat / NL / Largada								UBATUBA / 1 / 12:01:00	
	PC	Trc	KmPC	Ideal	Passagem	Pen	Erro	Pontos	NoPC	AtePC		
1	1	1	0.089	12:01:35.6	12:01:39.07	0	3.5s	+35	6º	6º		
2	1	1	0.278	12:02:51.2	12:02:47.96	0	3.2s	-32	7º	3º		
3	1	1	0.528	12:04:31.2	12:04:21.53	0	9.7s	-194	7º	5º		
4	1	1	0.736	12:05:54.4	12:05:40.19	0	14.2s	-284	8º	7º		
5	2	2	0.111	12:07:15.7	12:07:24.19	0	8.5s	+85	4º	5º		
6	2	2	0.303	12:08:13.3	12:08:22.21	0	8.9s	+89	4º	5º		
7	2	2	0.507	12:09:14.5	12:09:11.85	0	2.7s	-27	1º	5º		
8	3	3	0.117	12:10:16.2	12:10:17.63	0	1.4s	+14	1º	3º		
9	3	3	0.253	12:10:48.8	12:10:46.15	0	2.7s	-27	3º	3º		
10	3	3	0.384	12:11:20.3	12:11:13.71	0	6.6s	-132	6º	4º		
11	4	4	0.094	12:12:10.8	12:11:55.32	0	15.5s	-310	7º	4º		
12	4	4	0.315	12:13:12.0	12:12:58.38	0	13.6s	-272	7º	4º		
13	4	4	0.519	12:14:08.5	12:13:57.76	0	10.7s	-214	9º	4º		
14	5	5	0.087	12:15:26.5		0		+6000	19º	6º		
15	5	5	0.200	12:16:11.7	12:16:14.92	0	3.2s	+32	1º	5º		
16	6	6	0.117	12:17:29.3	12:17:35.08	0	5.8s	+58	5º	4º		
17	6	6	0.322	12:18:18.5	12:18:11.15	0	7.4s	-148	5º	4º		
18	7	7	0.149	12:19:19.7	12:19:23.12	0	3.4s	+34	5º	4º		
19	7	7	0.331	12:19:54.1	12:19:54.90	0	0.8s	+8	2º	4º		
20	7	7	0.513	12:20:28.6	12:20:30.77	0	2.2s	+22	2º	4º		
21	8	8	0.095	12:21:12.0	12:21:17.34	0	5.3s	+53	2º	4º		
22	8	8	0.215	12:21:45.2	12:21:40.91	0	4.3s	-43	3º	4º		
23	9	9	0.208	12:23:30.0	12:23:11.25	0	18.8s	-376	7º	4º		
24	9	9	0.396	12:24:37.7	12:24:09.59	0	28.1s	-562	6º	4º		
25	10	10	0.108	12:25:50.2	12:25:45.08	0	5.1s	-102	4º	4º		
26	10	10	0.357	12:26:46.2	12:26:46.50	0	0.3s	+3	2º	4º		
27	10	10	0.547	12:27:29.0	12:27:32.55	0	3.6s	+36	2º	3º		
28	11	11	0.139	12:28:26.3	12:28:29.13	0	2.8s	+28	3º	3º		
29	11	11	0.397	12:29:17.9	12:29:18.50	0	0.6s	+6	2º	3º		
30	12	12	0.097	12:30:28.1	12:30:29.59	0	1.5s	+15	1º	3º		
31	12	12	0.225	12:31:03.6	12:31:02.42	0	1.2s	-12	1º	3º		
32	13	13	0.090	12:32:02.4	12:31:58.00	0	4.4s	-44	3º	3º		
33	13	13	0.258	12:32:57.4	12:32:50.30	0	7.1s	-142	4º	3º		
34	14	14	0.126	12:34:05.4	12:34:04.22	0	1.2s	-12	1º	3º		
35	14	14	0.291	12:34:47.8	12:34:45.85	0	2.0s	-20	2º	3º		
36	14	14	0.495	12:35:40.3	12:35:42.51	0	2.2s	+22	1º	3º		
37	15	15	0.150	12:37:01.9	12:37:17.34	0	15.4s	+154	6º	3º		
38	15	15	0.347	12:37:46.2	12:37:56.26	0	10.1s	+101	5º	3º		
39	16	16	0.189	12:38:57.5	12:39:07.37	0	9.9s	+99	2º	3º		
40	16	16	0.364	12:39:32.5	12:39:41.12	0	8.6s	+86	3º	3º		
41	17	17	0.104	12:40:31.7		0		+6000	19º	3º		
42	17	17	0.285	12:41:15.1	12:41:15.61	0	0.5s	+5	1º	3º		
43	17	17	0.482	12:42:02.4	12:42:01.50	0	0.9s	-9	2º	3º		
44	18	18	0.123	12:43:18.5	12:43:15.40	0	3.1s	-31	3º	3º		
45	18	18	0.321	12:44:13.3	12:44:05.95	0	7.4s	-148	6º	3º		
46	19	19	0.147	12:45:55.2	12:45:51.00	0	4.2s	-42	4º	3º		
47	19	19	0.357	12:47:10.8	12:47:03.76	0	7.0s	-140	8º	3º		
48	20	20	0.155	12:48:58.6		0		+6000	19º	4º		
49	20	20	0.373	12:49:58.9	12:50:07.76	0	8.9s	+89	3º	4º		
50	21	21	0.163	12:51:36.2	12:51:44.25	0	8.1s	+81	3º	4º		
51	21	21	0.443	12:52:43.4	12:52:49.82	0	6.4s	+64	4º	4º		
52	22	22	0.158	12:54:25.5	12:54:18.73	0	6.8s	-136	6º	4º		
53	23	23	0.115	12:56:15.9	12:56:10.88	0	5.0s	-50	3º	4º		
54	23	23	0.258	12:56:52.7	12:56:49.42	0	3.3s	-33	1º	4º		
55	24	24	0.188	12:57:55.2	12:58:12.79	0	17.6s	+176	8º	4º		
56	25	25	0.128	12:59:07.8	12:58:59.62	0	8.2s	-164	9º	4º		
57	25	25	0.360	13:00:17.4	13:00:02.30	0	15.1s	-302	8º	4º		
58	29	29	0.347	13:18:23.9	13:17:30.49	0	53.4s	-1068	17º	4º		
59	30	30	0.145	13:20:01.5	13:20:00.05	0	1.5s	-15	1º	4º		
60	30	30	0.450	13:21:14.7	13:21:14.83	0	0.1s	+1	1º	4º		
61	31	31	0.144	13:22:27.4	13:22:40.21	0	12.8s	+128	6º	4º		

62	Tmp	31	0.390	13:23:16.6	13:23:26.00	0	9.4s	+94	6º	4º
63	Tmp	32	0.148	13:24:49.8	13:24:49.09	0	0.7s	-7	1º	3º
64	Tmp	32	0.356	13:25:52.2	13:25:49.13	0	3.1s	-31	2º	3º
65	Tmp	32	0.569	13:26:56.1	13:26:49.94	0	6.2s	-124	5º	3º
66	Tmp	33	0.159	13:28:57.8	13:28:55.09	0	2.7s	-27	2º	3º
67	Tmp	33	0.397	13:30:44.9	13:30:23.08	0	21.8s	-436	4º	3º
68	Tmp	34	0.145	13:33:04.8	13:33:18.82	0	14.0s	+140	6º	3º
69	Tmp	34	0.384	13:34:06.2	13:34:15.75	0	9.6s	+96	6º	3º
70	Tmp	35	0.126	13:35:17.2		0		+6000	19º	4º
71	Tmp	35	0.282	13:35:45.3		0		+6000	19º	4º
72	Tmp	36	0.099	13:36:30.7		0		+6000	19º	4º
73	Tmp	36	0.300	13:37:18.9		0		+6000	19º	4º
74	Tmp	37	0.199	13:39:12.1	13:40:11.14	0	59.0s	+590	13º	4º
75	Tmp	37	0.492	13:41:09.3	13:41:06.38	0	2.9s	-29	1º	4º
76	Tmp	37	0.751	13:42:52.9	13:42:00.92	0	52.0s	-1040	10º	4º
77	Tmp	38	0.207	13:44:40.2	13:44:52.05	0	11.9s	+119	6º	4º
78	Tmp	38	0.505	13:45:51.7	13:46:03.91	0	12.2s	+122	5º	4º
79	Tmp	39	0.205	13:47:28.2	13:47:35.78	0	7.6s	+76	4º	4º
80	Tmp	40	0.113	13:48:34.7	13:48:54.38	0	19.7s	+197	6º	4º
81	Tmp	40	0.359	13:49:38.0	13:49:51.90	0	13.9s	+139	5º	4º
82	Tmp	41	0.138	13:51:30.5	13:51:41.42	0	10.9s	+109	3º	4º
83	Tmp	41	0.283	13:52:28.5	13:52:35.79	0	7.3s	+73	1º	4º
84	Tmp	42	0.141	13:53:56.0	13:54:00.47	0	4.5s	+45	4º	4º
85	Tmp	42	0.285	13:54:30.5	13:54:35.30	0	4.8s	+48	5º	4º
86	Tmp	43	0.156	13:55:53.3	13:55:53.00	0	0.3s	-3	1º	4º
87	Tmp	43	0.341	13:56:53.8	13:56:47.00	0	6.8s	-136	4º	4º
88	Tmp	44	0.171	13:58:55.5	13:58:49.43	0	6.1s	-122	3º	4º
89	Tmp	44	0.318	13:59:54.3	13:59:45.00	0	9.3s	-186	4º	4º
90	Pass	45	0.713	14:06:19.1	14:06:07.47	0	11.6s	+0	17º	4º

Num	1	Pen	0	PCZ	0	Total PP	52604	Col. Final	4º
-----	---	-----	---	-----	---	----------	-------	------------	----



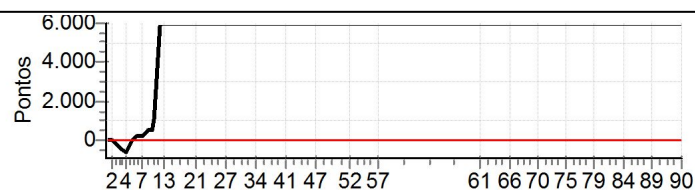
Performance Individual

7.19

N u m	2		2 / Paulo Cesar Namorato / Namorato II							
	18º		Cat / NL / Largada		UBATUBA / 2 / 12:02:00					
			NAMORATO II							
PC	TP	TRC	KmPC	Ideal	Passagem	Pen	Erro	Pontos	NoPC	AtePC
1	Tmp	1	0.089	12:02:35.6	12:02:42.47	0	6.9s	+69	8º	8º
2	Tmp	1	0.278	12:03:51.2	12:03:50.32	0	0.9s	-9	1º	4º
3	Tmp	1	0.528	12:05:31.2	12:05:14.52	0	16.7s	-334	9º	8º
4	Tmp	1	0.736	12:06:54.4	12:06:25.52	0	28.9s	-578	12º	9º
5	Tmp	2	0.111	12:08:15.7	12:08:21.51	0	5.8s	+58	2º	6º
6	Tmp	2	0.303	12:09:13.3	12:09:35.26	0	22.0s	+220	8º	7º
7	Tmp	2	0.507	12:10:14.5	12:10:39.55	0	25.1s	+251	11º	7º
8	Tmp	3	0.117	12:11:16.2	12:12:04.41	0	48.2s	+482	10º	6º
9	Tmp	3	0.253	12:11:48.8	12:12:41.35	0	52.6s	+526	11º	6º
10	Tmp	3	0.384	12:12:20.3	12:13:15.88	0	55.6s	+556	11º	6º
11	Tmp	4	0.094	12:13:10.8	12:15:11.85	0	2m01s	+1211	13º	5º
12	Tmp	4	0.315	12:14:12.0		0		+6000	19º	10º
13	Tmp	4	0.519	12:15:08.5		0		+6000	19º	10º
14	Tmp	5	0.087	12:16:26.5		0		+6000	18º	12º
15	Tmp	5	0.200	12:17:11.7		0		+6000	19º	12º
16	Tmp	6	0.117	12:18:29.3		0		+6000	19º	13º
17	Tmp	6	0.322	12:19:18.5		0		+6000	19º	13º
18	Tmp	7	0.149	12:20:19.7		0		+6000	19º	13º
19	Tmp	7	0.331	12:20:54.1		0		+6000	19º	15º
20	Tmp	7	0.513	12:21:28.6		0		+6000	19º	15º
21	Tmp	8	0.095	12:22:12.0		0		+6000	19º	15º
22	Tmp	8	0.215	12:22:45.2		0		+6000	19º	15º
23	Tmp	9	0.208	12:24:30.0		0		+6000	19º	15º
24	Tmp	9	0.396	12:25:37.7		0		+6000	19º	15º
25	Tmp	10	0.108	12:26:50.2		0		+6000	19º	15º
26	Tmp	10	0.357	12:27:46.2		0		+6000	19º	15º
27	Tmp	10	0.547	12:28:29.0		0		+6000	19º	15º
28	Tmp	11	0.139	12:29:26.3		0		+6000	19º	15º
29	Tmp	11	0.397	12:30:17.9		0		+6000	19º	15º
30	Tmp	12	0.097	12:31:28.1		0		+6000	19º	15º
31	Tmp	12	0.225	12:32:03.6		0		+6000	19º	15º
32	Tmp	13	0.090	12:33:02.4		0		+6000	19º	16º
33	Tmp	13	0.258	12:33:57.4		0		+6000	19º	17º
34	Tmp	14	0.126	12:35:05.4		0		+6000	19º	17º
35	Tmp	14	0.291	12:35:47.8		0		+6000	19º	17º
36	Tmp	14	0.495	12:36:40.3		0		+6000	19º	17º
37	Tmp	15	0.150	12:38:01.9		0		+6000	19º	17º
38	Tmp	15	0.347	12:38:46.2		0		+6000	19º	17º
39	Tmp	16	0.189	12:39:57.5		0		+6000	19º	17º
40	Tmp	16	0.364	12:40:32.5		0		+6000	19º	17º
41	Tmp	17	0.104	12:41:31.7		0		+6000	18º	17º
42	Tmp	17	0.285	12:42:15.1		0		+6000	19º	17º
43	Tmp	17	0.482	12:43:02.4		0		+6000	19º	17º
44	Tmp	18	0.123	12:44:18.5		0		+6000	19º	17º
45	Tmp	18	0.321	12:45:13.3		0		+6000	19º	17º
46	Tmp	19	0.147	12:46:55.2		0		+6000	19º	17º
47	Tmp	19	0.357	12:48:10.8		0		+6000	19º	17º
48	Tmp	20	0.155	12:49:58.6		0		+6000	18º	17º
49	Tmp	20	0.373	12:50:58.9		0		+6000	19º	17º
50	Tmp	21	0.163	12:52:36.2		0		+6000	19º	17º
51	Tmp	21	0.443	12:53:43.4		0		+6000	19º	17º
52	Tmp	22	0.158	12:55:25.5		0		+6000	19º	17º
53	Tmp	23	0.115	12:57:15.9		0		+6000	19º	17º
54	Tmp	23	0.258	12:57:52.7		0		+6000	19º	17º
55	Tmp	24	0.188	12:58:55.2		0		+6000	19º	17º
56	Tmp	25	0.128	13:00:07.8		0		+6000	19º	17º
57	Tmp	25	0.360	13:01:17.4		0		+6000	19º	17º
58	Tmp	29	0.347	13:19:23.9		0		+6000	19º	17º
59	Tmp	30	0.145	13:21:01.5		0		+6000	19º	17º
60	Tmp	30	0.450	13:22:14.7		0		+6000	19º	17º
61	Tmp	31	0.144	13:23:27.4		0		+6000	19º	17º

62	Tmp	31	0.390	13:24:16.6		0		+6000	19º	17º
63	Tmp	32	0.148	13:25:49.8		0		+6000	19º	18º
64	Tmp	32	0.356	13:26:52.2		0		+6000	19º	18º
65	Tmp	32	0.569	13:27:56.1		0		+6000	19º	18º
66	Tmp	33	0.159	13:29:57.8		0		+6000	19º	18º
67	Tmp	33	0.397	13:31:44.9		0		+6000	19º	18º
68	Tmp	34	0.145	13:34:04.8		0		+6000	19º	18º
69	Tmp	34	0.384	13:35:06.2		0		+6000	19º	18º
70	Tmp	35	0.126	13:36:17.2		0		+6000	18º	18º
71	Tmp	35	0.282	13:36:45.3		0		+6000	18º	18º
72	Tmp	36	0.099	13:37:30.7		0		+6000	18º	18º
73	Tmp	36	0.300	13:38:18.9		0		+6000	18º	18º
74	Tmp	37	0.199	13:40:12.1		0		+6000	19º	18º
75	Tmp	37	0.492	13:42:09.3		0		+6000	19º	18º
76	Tmp	37	0.751	13:43:52.9		0		+6000	19º	18º
77	Tmp	38	0.207	13:45:40.2		0		+6000	19º	18º
78	Tmp	38	0.505	13:46:51.7		0		+6000	19º	18º
79	Tmp	39	0.205	13:48:28.2		0		+6000	19º	18º
80	Tmp	40	0.113	13:49:34.7		0		+6000	19º	18º
81	Tmp	40	0.359	13:50:38.0		0		+6000	19º	18º
82	Tmp	41	0.138	13:52:30.5		0		+6000	19º	18º
83	Tmp	41	0.283	13:53:28.5		0		+6000	19º	18º
84	Tmp	42	0.141	13:54:56.0		0		+6000	19º	18º
85	Tmp	42	0.285	13:55:30.5		0		+6000	19º	18º
86	Tmp	43	0.156	13:56:53.3		0		+6000	19º	18º
87	Tmp	43	0.341	13:57:53.8		0		+6000	19º	18º
88	Tmp	44	0.171	13:59:55.5		0		+6000	19º	18º
89	Tmp	44	0.318	14:00:54.3		0		+6000	19º	18º
90	Pass	45	0.713	14:07:19.1		0		+6000	19º	18º

Num	2	Pen	0	PCZ	0	Total PP	478294	Col. Final	18º
-----	---	-----	---	-----	---	----------	--------	------------	-----



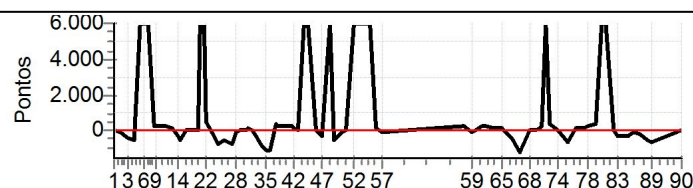
Performance Individual

7.19

N u m	3		3 / Arquimedes Camporeze / Vira Pata II							
	10°		Cat / NL / Largada		UBATUBA / 3 / 12:03:00					
			VIRA PATA II							
PC	TP	TRC	KmPC	Ideal	Passagem	Pen	Erro	Pontos	NoPC	AtePC
1	Tmp	1	0.089	12:03:35.6	12:03:42.78	0	7.2s	+72	9°	9°
2	Tmp	1	0.278	12:04:51.2	12:04:49.95	0	1.3s	-13	2°	5°
3	Tmp	1	0.528	12:06:31.2	12:06:12.84	0	18.4s	-368	11°	9°
4	Tmp	1	0.736	12:07:54.4	12:07:25.89	0	28.5s	-570	11°	10°
5	Tmp	2	0.111	12:09:15.7		0		+6000	19°	13°
6	Tmp	2	0.303	12:10:13.3		0		+6000	19°	13°
7	Tmp	2	0.507	12:11:14.5		0		+6000	19°	16°
8	Tmp	3	0.117	12:12:16.2	12:12:42.94	0	26.7s	+267	6°	15°
9	Tmp	3	0.253	12:12:48.8	12:13:14.88	0	26.1s	+261	7°	14°
10	Tmp	3	0.384	12:13:20.3	12:13:44.76	0	24.5s	+245	8°	13°
11	Tmp	4	0.094	12:14:10.8	12:14:41.97	0	31.2s	+312	9°	13°
12	Tmp	4	0.315	12:15:12.0	12:15:35.07	0	23.1s	+231	6°	13°
13	Tmp	4	0.519	12:16:08.5	12:16:24.14	0	15.6s	+156	5°	11°
14	Tmp	5	0.087	12:17:26.5	12:17:10.50	0	16.0s	-320	7°	10°
15	Tmp	5	0.200	12:18:11.7	12:17:45.72	0	26.0s	-520	10°	11°
16	Tmp	6	0.117	12:19:29.3	12:19:28.78	0	0.5s	-5	1°	10°
17	Tmp	6	0.322	12:20:18.5	12:20:20.31	0	1.8s	+18	1°	9°
18	Tmp	7	0.149	12:21:19.7	12:21:20.17	0	0.5s	+5	2°	9°
19	Tmp	7	0.331	12:21:54.1	12:21:54.52	0	0.4s	+4	1°	7°
20	Tmp	7	0.513	12:22:28.6		0		+6000	18°	9°
21	Tmp	8	0.095	12:23:12.0		0		+6000	18°	10°
22	Tmp	8	0.215	12:23:45.2	12:24:34.59	0	49.4s	+494	8°	10°
23	Tmp	9	0.208	12:25:30.0	12:25:18.02	0	12.0s	-240	4°	10°
24	Tmp	9	0.396	12:26:37.7	12:26:02.81	0	34.9s	-698	10°	10°
25	Tmp	10	0.108	12:27:50.2	12:27:22.28	0	27.9s	-558	9°	10°
26	Tmp	10	0.357	12:28:46.2	12:28:15.08	0	31.1s	-622	12°	10°
27	Tmp	10	0.547	12:29:29.0	12:28:54.31	0	34.7s	-694	8°	10°
28	Tmp	11	0.139	12:30:26.3	12:30:24.92	0	1.4s	-14	1°	10°
29	Tmp	11	0.397	12:31:17.9	12:31:17.59	0	0.3s	-3	1°	10°
30	Tmp	12	0.097	12:32:28.1	12:32:30.65	0	2.6s	+26	2°	10°
31	Tmp	12	0.225	12:33:03.6	12:33:16.00	0	12.4s	+124	4°	9°
32	Tmp	13	0.090	12:34:02.4	12:34:04.21	0	1.8s	+18	2°	8°
33	Tmp	13	0.258	12:34:57.4	12:34:41.30	0	16.1s	-322	6°	8°
34	Tmp	14	0.126	12:36:05.4	12:35:23.34	0	42.1s	-842	9°	8°
35	Tmp	14	0.291	12:36:47.8	12:35:54.50	0	53.3s	-1066	11°	8°
36	Tmp	14	0.495	12:37:40.3	12:36:44.73	0	55.6s	-1112	11°	9°
37	Tmp	15	0.150	12:39:01.9	12:39:36.09	0	34.2s	+342	10°	9°
38	Tmp	15	0.347	12:39:46.2	12:40:17.79	0	31.6s	+316	9°	9°
39	Tmp	16	0.189	12:40:57.5	12:41:21.44	0	23.9s	+239	9°	8°
40	Tmp	16	0.364	12:41:32.5	12:42:04.00	0	31.5s	+315	9°	8°
41	Tmp	17	0.104	12:42:31.7	12:42:59.50	0	27.8s	+278	6°	8°
42	Tmp	17	0.285	12:43:15.1	12:43:25.54	0	10.4s	+104	6°	8°
43	Tmp	17	0.482	12:44:02.4	12:44:02.26	0	0.1s	-1	1°	8°
44	Tmp	18	0.123	12:45:18.5		0		+6000	18°	8°
45	Tmp	18	0.321	12:46:13.3		0		+6000	18°	8°
46	Tmp	19	0.147	12:47:55.2	12:47:58.59	0	3.4s	+34	3°	8°
47	Tmp	19	0.357	12:49:10.8	12:48:56.46	0	14.3s	-286	9°	8°
48	Tmp	20	0.155	12:50:58.6		0		+6000	17°	10°
49	Tmp	20	0.373	12:51:58.9	12:51:33.61	0	25.3s	-506	11°	10°
50	Tmp	21	0.163	12:53:36.2	12:53:33.91	0	2.3s	-23	1°	9°
51	Tmp	21	0.443	12:54:43.4	12:54:48.39	0	5.0s	+50	3°	9°
52	Tmp	22	0.158	12:56:25.5		0		+6000	18°	10°
53	Tmp	23	0.115	12:58:15.9		0		+6000	18°	11°
54	Tmp	23	0.258	12:58:52.7		0		+6000	18°	11°
55	Tmp	24	0.188	12:59:55.2		0		+6000	18°	11°
56	Tmp	25	0.128	13:01:07.8	13:01:21.24	0	13.4s	+134	7°	11°
57	Tmp	25	0.360	13:02:17.4	13:02:15.75	0	1.7s	-17	1°	11°
58	Tmp	29	0.347	13:20:23.9	13:20:48.50	0	24.6s	+246	6°	11°
59	Tmp	30	0.145	13:22:01.5	13:21:59.79	0	1.7s	-17	2°	11°
60	Tmp	30	0.450	13:23:14.7	13:23:17.88	0	3.2s	+32	6°	11°
61	Tmp	31	0.144	13:24:27.4	13:24:50.75	0	23.4s	+234	8°	11°

62	Tmp	31	0.390	13:25:16.6	13:25:48.60	0	32.0s	+320	10°	11°
63	Tmp	32	0.148	13:26:49.8	13:27:10.57	0	20.8s	+208	9°	11°
64	Tmp	32	0.356	13:27:52.2	13:28:02.65	0	10.5s	+105	4°	11°
65	Tmp	32	0.569	13:28:56.1	13:29:13.02	0	16.9s	+169	8°	11°
66	Tmp	33	0.159	13:30:57.8	13:30:39.15	0	18.7s	-374	7°	11°
67	Tmp	33	0.397	13:32:44.9	13:31:45.43	0	59.5s	-1190	10°	11°
68	Tmp	34	0.145	13:35:04.8	13:35:03.95	0	0.9s	-9	2°	10°
69	Tmp	34	0.384	13:36:06.2	13:36:08.32	0	2.1s	+21	4°	10°
70	Tmp	35	0.126	13:37:17.2	13:37:37.74	0	20.5s	+205	10°	10°
71	Tmp	35	0.282	13:37:45.3	13:38:12.96	0	27.7s	+277	8°	10°
72	Tmp	36	0.099	13:38:30.7		0		+6000	17°	10°
73	Tmp	36	0.300	13:39:18.9	13:39:55.97	0	37.1s	+371	11°	10°
74	Tmp	37	0.199	13:41:12.1	13:41:21.50	0	9.4s	+94	3°	10°
75	Tmp	37	0.492	13:43:09.3	13:42:35.30	0	34.0s	-680	9°	10°
76	Tmp	37	0.751	13:44:52.9	13:45:06.00	0	13.1s	+131	4°	10°
77	Tmp	38	0.207	13:46:40.2	13:46:59.75	0	19.6s	+196	9°	10°
78	Tmp	38	0.505	13:47:51.7	13:48:22.04	0	30.3s	+303	10°	10°
79	Tmp	39	0.205	13:49:28.2	13:50:07.00	0	38.8s	+388	11°	10°
80	Tmp	40	0.113	13:50:34.7		0		+6000	18°	11°
81	Tmp	40	0.359	13:51:38.0		0		+6000	18°	12°
82	Tmp	41	0.138	13:53:30.5	13:53:30.91	0	0.4s	+4	1°	11°
83	Tmp	41	0.283	13:54:28.5	13:54:12.53	0	16.0s	-320	5°	11°
84	Tmp	42	0.141	13:55:56.0	13:55:42.02	0	14.0s	-280	8°	11°
85	Tmp	42	0.285	13:56:30.5	13:56:17.39	0	13.1s	-262	11°	11°
86	Tmp	43	0.156	13:57:53.3	13:57:48.80	0	4.5s	-45	6°	11°
87	Tmp	43	0.341	13:58:53.8	13:58:44.68	0	9.1s	-182	6°	11°
88	Tmp	44	0.171	14:00:55.5	14:00:30.43	0	25.1s	-502	10°	10°
89	Tmp	44	0.318	14:01:54.3	14:01:21.18	0	33.1s	-662	12°	10°
90	Pass	45	0.713	14:08:19.1	14:08:16.00	0	3.1s	+0	16°	10°

Num	3	Pen	0	PCZ	0	Total PP	110672	Col. Final	10°
-----	---	-----	---	-----	---	----------	--------	------------	-----



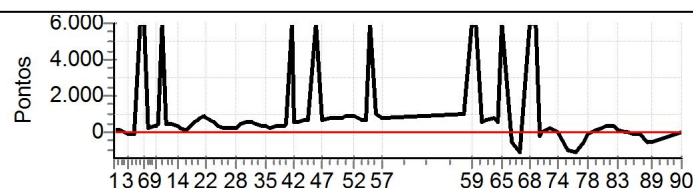
Performance Individual

7.19

N	u	m	4 / Nelson Provazi / Nico		Cat / NL / Largada		UBATUBA / 4 / 12:04:00		NICO				
			PC	Tp	Trc	KmPC	Ideal	Passagem	Pen	Erro	Pontos	NoPC	AtePC
1	4	9º	Tmp	1	0.089	12:04:35.6	12:04:49.34	0	13.7s	+137	16º	16º	
2	4	9º	Tmp	1	0.278	12:05:51.2	12:06:00.10	0	8.9s	+89	9º	10º	
3	4	9º	Tmp	1	0.528	12:07:31.2	12:07:27.26	0	3.9s	-39	5º	6º	
4	4	9º	Tmp	1	0.736	12:08:54.4	12:08:50.79	0	3.6s	-36	3º	3º	
5	4	9º	Tmp	2	0.111	12:10:15.7		0		+6000	18º	10º	
6	4	9º	Tmp	2	0.303	12:11:13.3		0		+6000	18º	11º	
7	4	9º	Tmp	2	0.507	12:12:14.5	12:12:35.10	0	20.6s	+206	9º	11º	
8	4	9º	Tmp	3	0.117	12:13:16.2	12:13:50.16	0	34.0s	+340	8º	11º	
9	4	9º	Tmp	3	0.253	12:13:48.8	12:14:28.15	0	39.4s	+394	10º	11º	
10	4	9º	Tmp	3	0.384	12:14:20.3	12:15:05.72	0	45.4s	+454	10º	11º	
11	4	9º	Tmp	4	0.094	12:15:10.8		0		+6000	19º	12º	
12	4	9º	Tmp	4	0.315	12:16:12.0	12:17:01.45	0	49.5s	+495	11º	12º	
13	4	9º	Tmp	4	0.519	12:17:08.5	12:17:56.16	0	47.7s	+477	11º	12º	
14	4	9º	Tmp	5	0.087	12:18:26.5	12:19:01.37	0	34.9s	+349	9º	11º	
15	4	9º	Tmp	5	0.200	12:19:11.7	12:19:31.51	0	19.8s	+198	6º	10º	
16	4	9º	Tmp	6	0.117	12:20:29.3	12:20:45.04	0	15.7s	+157	7º	11º	
17	4	9º	Tmp	6	0.322	12:21:18.5	12:21:51.68	0	33.2s	+332	10º	11º	
18	4	9º	Tmp	7	0.149	12:22:19.7	12:23:21.36	0	1m01s	+617	10º	11º	
19	4	9º	Tmp	7	0.331	12:22:54.1	12:24:03.68	0	1m09s	+696	9º	9º	
20	4	9º	Tmp	7	0.513	12:23:28.6	12:24:47.54	0	1m18s	+789	10º	8º	
21	4	9º	Tmp	8	0.095	12:24:12.0	12:25:38.57	0	1m26s	+866	9º	8º	
22	4	9º	Tmp	8	0.215	12:24:45.2	12:26:06.51	0	1m21s	+813	10º	7º	
23	4	9º	Tmp	9	0.208	12:26:30.0	12:27:32.11	0	1m02s	+621	10º	7º	
24	4	9º	Tmp	9	0.396	12:27:37.7	12:28:18.46	0	40.8s	+408	3º	7º	
25	4	9º	Tmp	10	0.108	12:28:50.2	12:29:18.29	0	28.1s	+281	6º	7º	
26	4	9º	Tmp	10	0.357	12:29:46.2	12:30:09.85	0	23.7s	+237	6º	7º	
27	4	9º	Tmp	10	0.547	12:30:29.0	12:30:52.76	0	23.8s	+238	5º	7º	
28	4	9º	Tmp	11	0.139	12:31:26.3	12:31:54.71	0	28.4s	+284	9º	7º	
29	4	9º	Tmp	11	0.397	12:32:17.9	12:33:04.20	0	46.3s	+463	12º	7º	
30	4	9º	Tmp	12	0.097	12:33:28.1	12:34:26.45	0	58.4s	+584	12º	7º	
31	4	9º	Tmp	12	0.225	12:34:03.6	12:35:00.94	0	57.3s	+573	12º	7º	
32	4	9º	Tmp	13	0.090	12:35:02.4	12:36:02.29	0	59.9s	+599	8º	7º	
33	4	9º	Tmp	13	0.258	12:35:57.4	12:36:45.85	0	48.5s	+485	9º	7º	
34	4	9º	Tmp	14	0.126	12:37:05.4	12:37:39.73	0	34.3s	+343	6º	7º	
35	4	9º	Tmp	14	0.291	12:37:47.8	12:38:20.00	0	32.2s	+322	6º	7º	
36	4	9º	Tmp	14	0.495	12:38:40.3	12:39:08.68	0	28.4s	+284	5º	7º	
37	4	9º	Tmp	15	0.150	12:40:01.9	12:40:33.62	0	31.7s	+317	8º	7º	
38	4	9º	Tmp	15	0.347	12:40:46.2	12:41:17.73	0	31.5s	+315	8º	7º	
39	4	9º	Tmp	16	0.189	12:41:57.5	12:42:30.15	0	32.7s	+327	11º	7º	
40	4	9º	Tmp	16	0.364	12:42:32.5	12:43:15.82	0	43.3s	+433	12º	6º	
41	4	9º	Tmp	17	0.104	12:43:31.7		0		+6000	17º	7º	
42	4	9º	Tmp	17	0.285	12:44:15.1	12:45:17.88	0	1m02s	+628	15º	7º	
43	4	9º	Tmp	17	0.482	12:45:02.4	12:46:05.23	0	1m02s	+628	14º	7º	
44	4	9º	Tmp	18	0.123	12:46:18.5	12:47:26.60	0	1m08s	+681	10º	7º	
45	4	9º	Tmp	18	0.321	12:47:13.3	12:48:23.25	0	1m10s	+700	12º	7º	
46	4	9º	Tmp	19	0.147	12:48:55.2		0		+6000	18º	7º	
47	4	9º	Tmp	19	0.357	12:50:10.8	12:51:23.75	0	1m13s	+730	13º	7º	
48	4	9º	Tmp	20	0.155	12:51:58.6	12:53:17.73	0	1m19s	+791	10º	6º	
49	4	9º	Tmp	20	0.373	12:52:58.9	12:54:14.42	0	1m15s	+755	12º	6º	
50	4	9º	Tmp	21	0.163	12:54:36.2	12:55:52.80	0	1m16s	+766	13º	6º	
51	4	9º	Tmp	21	0.443	12:55:43.4	12:57:10.81	0	1m27s	+874	14º	6º	
52	4	9º	Tmp	22	0.158	12:57:25.5	12:58:52.85	0	1m27s	+874	11º	6º	
53	4	9º	Tmp	23	0.115	12:59:15.9	13:00:29.66	0	1m13s	+738	10º	6º	
54	4	9º	Tmp	23	0.258	12:59:52.7	13:00:57.77	0	1m05s	+651	10º	6º	
55	4	9º	Tmp	24	0.188	13:00:55.2		0		+6000	17º	7º	
56	4	9º	Tmp	25	0.128	13:02:07.8	13:03:45.08	0	1m37s	+973	13º	7º	
57	4	9º	Tmp	25	0.360	13:03:17.4	13:04:42.74	0	1m25s	+853	12º	7º	
58	4	9º	Tmp	29	0.347	13:21:23.9	13:23:06.31	0	1m42s	+1024	16º	7º	
59	4	9º	Tmp	30	0.145	13:23:01.5		0		+6000	18º	8º	
60	4	9º	Tmp	30	0.450	13:24:14.7		0		+6000	18º	10º	
61	4	9º	Tmp	31	0.144	13:25:27.4	13:26:28.06	0	1m00s	+607	14º	10º	

62	Tmp	31	0.390	13:26:16.6	13:27:29.87	0	1m13s	+733	15º	10º
63	Tmp	32	0.148	13:27:49.8	13:29:07.65	0	1m17s	+779	15º	10º
64	Tmp	32	0.356	13:28:52.2	13:29:50.80	0	58.6s	+586	12º	10º
65	Tmp	32	0.569	13:29:56.1		0		+6000	18º	10º
66	Tmp	33	0.159	13:31:57.8	13:31:34.18	0	23.6s	-472	10º	10º
67	Tmp	33	0.397	13:33:44.9	13:32:51.47	0	53.4s	-1068	8º	10º
68	Tmp	34	0.145	13:36:04.8		0		+6000	18º	11º
69	Tmp	34	0.384	13:37:06.2		0		+6000	18º	11º
70	Tmp	35	0.126	13:38:17.2	13:38:09.44	0	7.8s	-156	8º	11º
71	Tmp	35	0.282	13:38:45.3	13:38:51.76	0	6.5s	+65	3º	11º
72	Tmp	36	0.099	13:39:30.7	13:39:49.64	0	18.9s	+189	8º	11º
73	Tmp	36	0.300	13:40:18.9	13:40:45.10	0	26.2s	+262	9º	11º
74	Tmp	37	0.199	13:42:12.1	13:42:16.63	0	4.5s	+45	2º	11º
75	Tmp	37	0.492	13:44:09.3	13:43:22.25	0	47.1s	-942	12º	11º
76	Tmp	37	0.751	13:45:52.9	13:44:59.00	0	53.9s	-1078	11º	11º
77	Tmp	38	0.207	13:47:40.2	13:47:12.89	0	27.3s	-546	11º	11º
78	Tmp	38	0.505	13:48:51.7	13:48:45.16	0	6.5s	-130	6º	11º
79	Tmp	39	0.205	13:50:28.2	13:50:44.49	0	16.3s	+163	7º	11º
80	Tmp	40	0.113	13:51:34.7	13:52:05.11	0	30.4s	+304	8º	10º
81	Tmp	40	0.359	13:52:38.0	13:53:10.37	0	32.4s	+324	8º	10º
82	Tmp	41	0.138	13:54:30.5	13:55:05.79	0	35.3s	+353	9º	10º
83	Tmp	41	0.283	13:55:28.5	13:55:47.34	0	18.8s	+188	2º	10º
84	Tmp	42	0.141	13:56:56.0	13:56:58.09	0	2.1s	+21	2º	10º
85	Tmp	42	0.285	13:57:30.5	13:57:34.25	0	3.8s	+38	4º	10º
86	Tmp	43	0.156	13:58:53.3	13:58:49.17	0	4.1s	-41	5º	10º
87	Tmp	43	0.341	13:59:53.8	13:59:50.66	0	3.1s	-31	2º	9º
88	Tmp	44	0.171	14:01:55.5	14:01:29.50	0	26.0s	-520	12º	9º
89	Tmp	44	0.318	14:02:54.3	14:02:25.97	0	28.3s	-566	11º	9º
90	Pass	45	0.713	14:09:19.1	14:10:38.86	0	1m19s	+0	15º	9º

Num	4	Pen	0	PCZ	0	Total PP	102471	Col. Final	9º
-----	---	-----	---	-----	---	----------	--------	------------	----



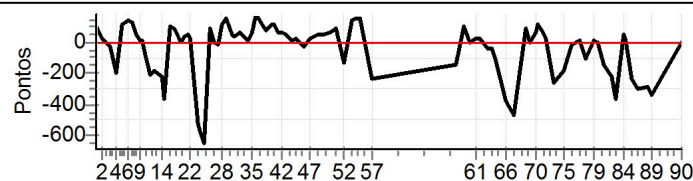
Performance Individual

7.19

N u m	5		5 / Jose Chateaubriand de S. / Kaleuha							
	1º		Cat / NL / Largada UBATUBA / 5 / 12:05:00							
			KALEUHA							
PC	TP	TRC	KmPC	Ideal	Passagem	Pen	Erro	Pontos	NoPC	AtePC
1	Tmp	1	0.089	12:05:35.6	12:05:45.89	0	10.3s	+103	11º	11º
2	Tmp	1	0.278	12:06:51.2	12:06:53.14	0	1.9s	+19	4º	8º
3	Tmp	1	0.528	12:08:31.2	12:08:27.89	0	3.3s	-33	4º	3º
4	Tmp	1	0.736	12:09:54.4	12:09:44.81	0	9.6s	-192	5º	4º
5	Tmp	2	0.111	12:11:15.7	12:11:27.38	0	11.7s	+117	6º	4º
6	Tmp	2	0.303	12:12:13.3	12:12:27.67	0	14.4s	+144	6º	4º
7	Tmp	2	0.507	12:13:14.5	12:13:28.00	0	13.5s	+135	4º	4º
8	Tmp	3	0.117	12:14:16.2	12:14:20.95	0	4.8s	+48	3º	4º
9	Tmp	3	0.253	12:14:48.8	12:14:50.30	0	1.5s	+15	1º	4º
10	Tmp	3	0.384	12:15:20.3	12:15:22.05	0	1.8s	+18	1º	2º
11	Tmp	4	0.094	12:16:10.8	12:16:05.41	0	5.4s	-108	3º	2º
12	Tmp	4	0.315	12:17:12.0	12:17:01.29	0	10.7s	-214	5º	2º
13	Tmp	4	0.519	12:18:08.5	12:17:59.10	0	9.4s	-188	6º	2º
14	Tmp	5	0.087	12:19:26.5	12:19:15.11	0	11.4s	-228	5º	3º
15	Tmp	5	0.200	12:20:11.7	12:19:53.14	0	18.6s	-372	9º	3º
16	Tmp	6	0.117	12:21:29.3	12:21:40.25	0	11.0s	+110	6º	2º
17	Tmp	6	0.322	12:22:18.5	12:22:27.69	0	9.2s	+92	4º	2º
18	Tmp	7	0.149	12:23:19.7	12:23:21.43	0	1.7s	+17	3º	2º
19	Tmp	7	0.331	12:23:54.1	12:23:55.76	0	1.7s	+17	3º	2º
20	Tmp	7	0.513	12:24:28.6	12:24:32.35	0	3.8s	+38	3º	2º
21	Tmp	8	0.095	12:25:12.0	12:25:17.02	0	5.0s	+50	1º	2º
22	Tmp	8	0.215	12:25:45.2	12:25:48.23	0	3.0s	+30	1º	2º
23	Tmp	9	0.208	12:27:30.0	12:27:03.27	0	26.7s	-534	9º	2º
24	Tmp	9	0.396	12:28:37.7	12:28:05.04	0	32.7s	-654	8º	2º
25	Tmp	10	0.108	12:29:50.2	12:29:59.31	0	9.1s	+91	3º	2º
26	Tmp	10	0.357	12:30:46.2	12:30:46.15	0	0.1s	-1	1º	2º
27	Tmp	10	0.547	12:31:29.0	12:31:27.51	0	1.5s	-15	1º	2º
28	Tmp	11	0.139	12:32:26.3	12:32:37.80	0	11.5s	+115	5º	2º
29	Tmp	11	0.397	12:33:17.9	12:33:32.89	0	15.0s	+150	6º	2º
30	Tmp	12	0.097	12:34:28.1	12:34:33.05	0	5.0s	+50	3º	2º
31	Tmp	12	0.225	12:35:03.6	12:35:07.71	0	4.1s	+41	3º	2º
32	Tmp	13	0.090	12:36:02.4	12:36:08.66	0	6.3s	+63	4º	2º
33	Tmp	13	0.258	12:36:57.4	12:37:01.16	0	3.8s	+38	3º	2º
34	Tmp	14	0.126	12:38:05.4	12:38:07.04	0	1.6s	+16	2º	2º
35	Tmp	14	0.291	12:38:47.8	12:38:54.13	0	6.3s	+63	3º	2º
36	Tmp	14	0.495	12:39:40.3	12:39:58.45	0	18.2s	+182	4º	2º
37	Tmp	15	0.150	12:41:01.9	12:41:13.36	0	11.5s	+115	5º	2º
38	Tmp	15	0.347	12:41:46.2	12:41:54.61	0	8.4s	+84	4º	2º
39	Tmp	16	0.189	12:42:57.5	12:43:09.47	0	12.0s	+120	3º	2º
40	Tmp	16	0.364	12:43:32.5	12:43:43.60	0	11.1s	+111	4º	2º
41	Tmp	17	0.104	12:44:31.7	12:44:38.07	0	6.4s	+64	3º	2º
42	Tmp	17	0.285	12:45:15.1	12:45:21.56	0	6.5s	+65	5º	2º
43	Tmp	17	0.482	12:46:02.4	12:46:07.84	0	5.4s	+54	4º	2º
44	Tmp	18	0.123	12:47:18.5	12:47:20.17	0	1.7s	+17	2º	2º
45	Tmp	18	0.321	12:48:13.3	12:48:15.93	0	2.6s	+26	5º	2º
46	Tmp	19	0.147	12:49:55.2	12:49:52.64	0	2.6s	-26	1º	1º
47	Tmp	19	0.357	12:51:10.8	12:51:12.92	0	2.1s	+21	3º	1º
48	Tmp	20	0.155	12:52:58.6	12:53:03.49	0	4.9s	+49	3º	1º
49	Tmp	20	0.373	12:53:58.9	12:54:04.46	0	5.6s	+56	2º	1º
50	Tmp	21	0.163	12:55:36.2	12:55:42.36	0	6.2s	+62	2º	1º
51	Tmp	21	0.443	12:56:43.4	12:56:52.09	0	8.7s	+87	5º	1º
52	Tmp	22	0.158	12:58:25.5	12:58:18.94	0	6.6s	-132	5º	1º
53	Tmp	23	0.115	13:00:15.9	13:00:30.62	0	14.7s	+147	5º	1º
54	Tmp	23	0.258	13:00:52.7	13:01:07.68	0	15.0s	+150	4º	1º
55	Tmp	24	0.188	13:01:55.2	13:02:11.21	0	16.0s	+160	5º	1º
56	Tmp	25	0.128	13:03:07.8	13:03:03.38	0	4.4s	-44	2º	1º
57	Tmp	25	0.360	13:04:17.4	13:04:05.68	0	11.7s	-234	7º	1º
58	Tmp	29	0.347	13:22:23.9	13:22:16.53	0	7.4s	-148	4º	1º
59	Tmp	30	0.145	13:24:01.5	13:24:11.37	0	9.9s	+99	8º	1º
60	Tmp	30	0.450	13:25:14.7	13:25:14.12	0	0.6s	-6	3º	1º
61	Tmp	31	0.144	13:26:27.4	13:26:29.43	0	2.0s	+20	1º	1º

62	Tmp	31	0.390	13:27:16.6	13:27:19.11	0	2.5s	+25	2º	1º
63	Tmp	32	0.148	13:28:49.8	13:28:45.51	0	4.3s	-43	5º	1º
64	Tmp	32	0.356	13:29:52.2	13:29:48.08	0	4.1s	-41	3º	1º
65	Tmp	32	0.569	13:30:56.1	13:30:50.30	0	5.8s	-116	4º	1º
66	Tmp	33	0.159	13:32:57.8	13:32:38.70	0	19.1s	-382	8º	1º
67	Tmp	33	0.397	13:34:44.9	13:34:21.17	0	23.7s	-474	5º	1º
68	Tmp	34	0.145	13:37:04.8	13:37:13.85	0	9.1s	+91	5º	1º
69	Tmp	34	0.384	13:38:06.2	13:38:05.69	0	0.5s	-5	2º	1º
70	Tmp	35	0.126	13:39:17.2	13:39:23.83	0	6.6s	+66	4º	1º
71	Tmp	35	0.282	13:39:45.3	13:39:56.81	0	11.5s	+115	5º	1º
72	Tmp	36	0.099	13:40:30.7	13:40:39.04	0	8.3s	+83	3º	1º
73	Tmp	36	0.300	13:41:18.9	13:41:21.26	0	2.4s	+24	2º	1º
74	Tmp	37	0.199	13:43:12.1	13:42:58.91	0	13.2s	-264	10º	1º
75	Tmp	37	0.492	13:45:09.3	13:44:59.92	0	9.4s	-188	5º	1º
76	Tmp	37	0.751	13:46:52.9	13:46:50.91	0	2.0s	-20	1º	1º
77	Tmp	38	0.207	13:48:40.2	13:48:41.05	0	0.9s	+9	1º	1º
78	Tmp	38	0.505	13:49:51.7	13:49:46.59	0	5.1s	-102	4º	1º
79	Tmp	39	0.205	13:51:28.2	13:51:29.39	0	1.2s	+12	1º	1º
80	Tmp	40	0.113	13:52:34.7	13:52:34.29	0	0.4s	-4	1º	1º
81	Tmp	40	0.359	13:53:38.0	13:53:30.62	0	7.4s	-148	6º	1º
82	Tmp	41	0.138	13:55:30.5	13:55:19.61	0	10.9s	-218	4º	1º
83	Tmp	41	0.283	13:56:28.5	13:56:09.96	0	18.5s	-370	6º	1º
84	Tmp	42	0.141	13:57:56.0	13:58:00.70	0	4.7s	+47	5º	1º
85	Tmp	42	0.285	13:58:30.5	13:58:31.17	0	0.7s	+7	1º	1º
86	Tmp	43	0.156	13:59:53.3	13:59:41.66	0	11.6s	-232	10º	1º
87	Tmp	43	0.341	14:00:53.8	14:00:38.54	0	15.3s	-306	8º	1º
88	Tmp	44	0.171	14:02:55.5	14:02:41.38	0	14.1s	-282	6º	1º
89	Tmp	44	0.318	14:03:54.3	14:03:36.97	0	17.3s	-346	8º	1º
90	Pass	45	0.713	14:10:19.1	14:10:08.92	0	10.2s	+0	14º	1º

Num	5	Pen	0	PCZ	0	Total PP	10418	Col. Final	1º
-----	---	-----	---	-----	---	----------	-------	------------	----



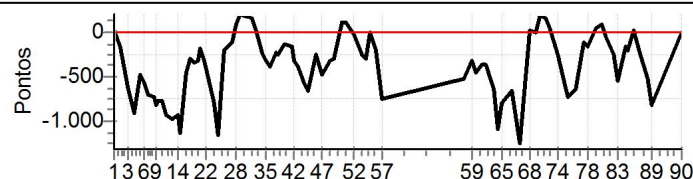
Performance Individual

7.19

N u m	6		6 / Ricardo Franz Martins / Bakana S							
	3º		Cat / NL / Largada		UBATUBA / 6 / 12:06:00					
	PC	Trc	KmPC	Ideal	Passagem	Pen	Erro	Pontos	NoPC	AtePC
										BAKANA'S
1	Tmp	1	0.089	12:06:35.6	12:06:37.97	0	2.4s	+24	4º	4º
2	Tmp	1	0.278	12:07:51.2	12:07:43.83	0	7.4s	-148	11º	9º
3	Tmp	1	0.528	12:09:31.2	12:09:00.33	0	30.9s	-618	14º	12º
4	Tmp	1	0.736	12:10:54.4	12:10:09.78	0	44.6s	-892	15º	14º
5	Tmp	2	0.111	12:12:15.7	12:11:52.52	0	23.2s	-464	9º	8º
6	Tmp	2	0.303	12:13:13.3	12:12:45.19	0	28.1s	-562	9º	8º
7	Tmp	2	0.507	12:14:14.5	12:13:39.43	0	35.1s	-702	14º	8º
8	Tmp	3	0.117	12:15:16.2	12:14:39.80	0	36.4s	-728	14º	7º
9	Tmp	3	0.253	12:15:48.8	12:15:07.81	0	41.0s	-820	13º	8º
10	Tmp	3	0.384	12:16:20.3	12:15:41.67	0	38.6s	-772	13º	8º
11	Tmp	4	0.094	12:17:10.8	12:16:32.06	0	38.7s	-774	10º	7º
12	Tmp	4	0.315	12:18:12.0	12:17:26.07	0	45.9s	-918	13º	8º
13	Tmp	4	0.519	12:19:08.5	12:18:19.86	0	48.6s	-972	15º	8º
14	Tmp	5	0.087	12:20:26.5	12:19:40.93	0	45.6s	-912	10º	8º
15	Tmp	5	0.200	12:21:11.7	12:20:15.00	0	56.7s	-1134	13º	8º
16	Tmp	6	0.117	12:22:29.3	12:22:06.46	0	22.8s	-456	9º	6º
17	Tmp	6	0.322	12:23:18.5	12:23:04.46	0	14.0s	-280	7º	7º
18	Tmp	7	0.149	12:24:19.7	12:24:03.09	0	16.6s	-332	8º	6º
19	Tmp	7	0.331	12:24:54.1	12:24:38.47	0	15.6s	-312	7º	6º
20	Tmp	7	0.513	12:25:28.6	12:25:19.72	0	8.9s	-178	6º	6º
21	Tmp	8	0.095	12:26:12.0	12:25:56.24	0	15.8s	-316	7º	6º
22	Tmp	8	0.215	12:26:45.2	12:26:25.33	0	19.9s	-398	7º	6º
23	Tmp	9	0.208	12:28:30.0	12:27:50.36	0	39.6s	-792	12º	6º
24	Tmp	9	0.396	12:29:37.7	12:28:40.13	0	57.6s	-1152	13º	6º
25	Tmp	10	0.108	12:30:50.2	12:30:39.86	0	10.3s	-206	5º	6º
26	Tmp	10	0.357	12:31:46.2	12:31:38.75	0	7.5s	-150	5º	6º
27	Tmp	10	0.547	12:32:29.0	12:32:23.66	0	5.3s	-106	3º	5º
28	Tmp	11	0.139	12:33:26.3	12:33:34.60	0	8.3s	+83	4º	5º
29	Tmp	11	0.397	12:34:17.9	12:34:38.48	0	20.6s	+206	7º	5º
30	Tmp	12	0.097	12:35:28.1	12:35:46.65	0	18.6s	+186	5º	5º
31	Tmp	12	0.225	12:36:03.6	12:36:22.00	0	18.4s	+184	6º	5º
32	Tmp	13	0.090	12:37:02.4	12:37:18.70	0	16.3s	+163	5º	5º
33	Tmp	13	0.258	12:37:57.4	12:38:00.88	0	3.5s	+35	1º	4º
34	Tmp	14	0.126	12:39:05.4	12:38:54.53	0	10.9s	-218	4º	4º
35	Tmp	14	0.291	12:39:47.8	12:39:31.98	0	15.8s	-316	5º	4º
36	Tmp	14	0.495	12:40:40.3	12:40:21.55	0	18.8s	-376	6º	4º
37	Tmp	15	0.150	12:42:01.9	12:41:50.48	0	11.4s	-228	7º	4º
38	Tmp	15	0.347	12:42:46.2	12:42:34.48	0	11.7s	-234	7º	4º
39	Tmp	16	0.189	12:43:57.5	12:43:50.90	0	6.6s	-132	4º	4º
40	Tmp	16	0.364	12:44:32.5	12:44:25.59	0	6.9s	-138	6º	4º
41	Tmp	17	0.104	12:45:31.7	12:45:23.36	0	8.3s	-166	5º	4º
42	Tmp	17	0.285	12:46:15.1	12:45:59.12	0	16.0s	-320	9º	4º
43	Tmp	17	0.482	12:47:02.4	12:46:43.09	0	19.3s	-386	10º	4º
44	Tmp	18	0.123	12:48:18.5	12:47:50.71	0	27.8s	-556	9º	4º
45	Tmp	18	0.321	12:49:13.3	12:48:40.80	0	32.5s	-650	11º	4º
46	Tmp	19	0.147	12:50:55.2	12:50:43.44	0	11.8s	-236	9º	4º
47	Tmp	19	0.357	12:52:10.8	12:51:47.37	0	23.4s	-468	11º	4º
48	Tmp	20	0.155	12:53:58.6	12:53:42.75	0	15.9s	-318	9º	3º
49	Tmp	20	0.373	12:54:58.9	12:54:44.70	0	14.2s	-284	8º	3º
50	Tmp	21	0.163	12:56:36.2	12:56:46.82	0	10.6s	+106	5º	3º
51	Tmp	21	0.443	12:57:43.4	12:57:54.05	0	10.7s	+107	6º	3º
52	Tmp	22	0.158	12:59:25.5	12:59:23.89	0	1.6s	-16	1º	3º
53	Tmp	23	0.115	13:01:15.9	13:01:04.10	0	11.8s	-236	7º	3º
54	Tmp	23	0.258	13:01:52.7	13:01:37.82	0	14.9s	-298	8º	3º
55	Tmp	24	0.188	13:02:55.2	13:02:55.00	0	0.2s	-2	1º	3º
56	Tmp	25	0.128	13:04:07.8	13:03:58.22	0	9.6s	-192	10º	3º
57	Tmp	25	0.360	13:05:17.4	13:04:40.85	0	36.6s	-732	11º	3º
58	Tmp	29	0.347	13:23:23.9	13:22:57.94	0	26.0s	-520	11º	3º
59	Tmp	30	0.145	13:25:01.5	13:24:45.59	0	15.9s	-318	13º	3º
60	Tmp	30	0.450	13:26:14.7	13:25:52.38	0	22.3s	-446	14º	3º
61	Tmp	31	0.144	13:27:27.4	13:27:09.76	0	17.6s	-352	10º	3º

62	Tmp	31	0.390	13:28:16.6	13:27:58.44	0	18.2s	-364	12º	3º
63	Tmp	32	0.148	13:29:49.8	13:29:17.81	0	32.0s	-640	13º	4º
64	Tmp	32	0.356	13:30:52.2	13:29:58.71	0	53.5s	-1070	16º	4º
65	Tmp	32	0.569	13:31:56.1	13:31:16.56	0	39.5s	-790	14º	4º
66	Tmp	33	0.159	13:33:57.8	13:33:25.48	0	32.3s	-646	14º	4º
67	Tmp	33	0.397	13:35:44.9	13:34:43.00	0	1m01s	-1238	11º	4º
68	Tmp	34	0.145	13:38:04.8	13:38:07.12	0	2.3s	+23	3º	4º
69	Tmp	34	0.384	13:39:06.2	13:39:05.96	0	0.2s	-2	1º	4º
70	Tmp	35	0.126	13:40:17.2	13:40:34.50	0	17.3s	+173	9º	3º
71	Tmp	35	0.282	13:40:45.3	13:41:04.68	0	19.4s	+194	7º	3º
72	Tmp	36	0.099	13:41:30.7	13:41:45.98	0	15.3s	+153	7º	3º
73	Tmp	36	0.300	13:42:18.9	13:42:24.64	0	5.7s	+57	5º	3º
74	Tmp	37	0.199	13:44:12.1	13:44:00.30	0	11.8s	-236	8º	3º
75	Tmp	37	0.492	13:46:09.3	13:45:33.69	0	35.6s	-712	11º	3º
76	Tmp	37	0.751	13:47:52.9	13:47:21.00	0	31.9s	-638	8º	3º
77	Tmp	38	0.207	13:49:40.2	13:49:35.04	0	5.2s	-104	5º	3º
78	Tmp	38	0.505	13:50:51.7	13:50:44.31	0	7.4s	-148	8º	3º
79	Tmp	39	0.205	13:52:28.2	13:52:33.37	0	5.2s	+52	2º	3º
80	Tmp	40	0.113	13:53:34.7	13:53:43.83	0	9.1s	+91	3º	3º
81	Tmp	40	0.359	13:54:38.0	13:54:34.34	0	3.7s	-37	2º	3º
82	Tmp	41	0.138	13:56:30.5	13:56:18.23	0	12.3s	-246	7º	3º
83	Tmp	41	0.283	13:57:28.5	13:57:01.84	0	26.7s	-534	9º	3º
84	Tmp	42	0.141	13:58:56.0	13:58:48.38	0	7.6s	-152	7º	3º
85	Tmp	42	0.285	13:59:30.5	13:59:20.52	0	10.0s	-200	9º	3º
86	Tmp	43	0.156	14:00:53.3	14:00:54.75	0	1.5s	+15	2º	3º
87	Tmp	43	0.341	14:01:53.8	14:01:42.61	0	11.2s	-224	7º	3º
88	Tmp	44	0.171	14:03:55.5	14:03:30.22	0	25.3s	-506	11º	3º
89	Tmp	44	0.318	14:04:54.3	14:04:14.07	0	40.2s	-804	13º	3º
90	Pass	45	0.713	14:11:19.1	14:11:14.44	0	4.7s	+0	13º	3º

Num	6	Pen	0	PCZ	0	Total PP	34375	Col. Final	3º
-----	---	-----	---	-----	---	----------	-------	------------	----



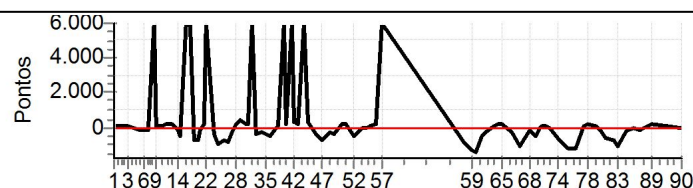
Performance Individual

7.19

N u m	7		7 / Sebastiao Fernandes / Andy Lu							
	6°		Cat / NL / Largada		UBATUBA / 7 / 12:07:00					
			ANDY LU							
PC	TP	TRC	KmPC	Ideal	Passagem	Pen	Erro	Pontos	NoPC	AtePC
1	Tmp	1	0.089	12:07:35.6	12:07:39.14	0	3.5s	+35	5°	5°
2	Tmp	1	0.278	12:08:51.2	12:08:58.12	0	6.9s	+69	8°	7°
3	Tmp	1	0.528	12:10:31.2	12:10:33.39	0	2.2s	+22	3°	2°
4	Tmp	1	0.736	12:11:54.4	12:11:52.72	0	1.7s	-17	2°	2°
5	Tmp	2	0.111	12:13:15.7	12:13:08.53	0	7.2s	-144	7°	2°
6	Tmp	2	0.303	12:14:13.3	12:14:05.03	0	8.3s	-166	7°	3°
7	Tmp	2	0.507	12:15:14.5	12:15:05.47	0	9.0s	-180	8°	3°
8	Tmp	3	0.117	12:16:16.2		0		+6000	19°	9°
9	Tmp	3	0.253	12:16:48.8	12:16:54.46	0	5.7s	+57	4°	9°
10	Tmp	3	0.384	12:17:20.3	12:17:25.00	0	4.7s	+47	3°	9°
11	Tmp	4	0.094	12:18:10.8	12:18:16.60	0	5.8s	+58	2°	8°
12	Tmp	4	0.315	12:19:12.0	12:19:32.76	0	20.8s	+208	4°	6°
13	Tmp	4	0.519	12:20:08.5	12:20:29.22	0	20.7s	+207	8°	6°
14	Tmp	5	0.087	12:21:26.5	12:21:15.61	0	10.9s	-218	4°	5°
15	Tmp	5	0.200	12:22:11.7	12:21:44.27	0	27.4s	-548	12°	6°
16	Tmp	6	0.117	12:23:29.3		0		+6000	18°	8°
17	Tmp	6	0.322	12:24:18.5		0		+6000	18°	8°
18	Tmp	7	0.149	12:25:19.7	12:24:42.31	0	37.4s	-748	11°	8°
19	Tmp	7	0.331	12:25:54.1	12:25:18.03	0	36.1s	-722	10°	8°
20	Tmp	7	0.513	12:26:28.6	12:26:19.52	0	9.1s	-182	7°	7°
21	Tmp	8	0.095	12:27:12.0	12:27:32.00	0	20.0s	+200	6°	7°
22	Tmp	8	0.215	12:27:45.2		0		+6000	18°	8°
23	Tmp	9	0.208	12:29:30.0	12:29:08.87	0	21.1s	-422	8°	8°
24	Tmp	9	0.396	12:30:37.7	12:29:51.06	0	46.6s	-932	11°	8°
25	Tmp	10	0.108	12:31:50.2	12:31:13.84	0	36.4s	-728	12°	8°
26	Tmp	10	0.357	12:32:46.2	12:32:05.00	0	41.2s	-824	14°	8°
27	Tmp	10	0.547	12:33:29.0	12:33:16.27	0	12.7s	-254	6°	8°
28	Tmp	11	0.139	12:34:26.3	12:34:45.93	0	19.6s	+196	8°	8°
29	Tmp	11	0.397	12:35:17.9	12:35:57.28	0	39.4s	+394	11°	8°
30	Tmp	12	0.097	12:36:28.1	12:36:50.47	0	22.4s	+224	6°	8°
31	Tmp	12	0.225	12:37:03.6	12:37:24.76	0	21.2s	+212	7°	8°
32	Tmp	13	0.090	12:38:02.4		0		+6000	18°	9°
33	Tmp	13	0.258	12:38:57.4	12:38:38.34	0	19.1s	-382	7°	9°
34	Tmp	14	0.126	12:40:05.4	12:39:48.71	0	16.7s	-334	5°	9°
35	Tmp	14	0.291	12:40:47.8	12:40:27.23	0	20.6s	-412	7°	9°
36	Tmp	14	0.495	12:41:40.3	12:41:12.88	0	27.4s	-548	7°	8°
37	Tmp	15	0.150	12:43:01.9	12:42:59.36	0	2.5s	-25	1°	8°
38	Tmp	15	0.347	12:43:46.2	12:43:54.47	0	8.3s	+83	3°	8°
39	Tmp	16	0.189	12:44:57.5		0		+6000	18°	10°
40	Tmp	16	0.364	12:45:32.5	12:45:54.47	0	22.0s	+220	7°	9°
41	Tmp	17	0.104	12:46:31.7		0		+6000	16°	10°
42	Tmp	17	0.285	12:47:15.1	12:47:39.42	0	24.3s	+243	8°	10°
43	Tmp	17	0.482	12:48:02.4	12:48:21.83	0	19.4s	+194	7°	10°
44	Tmp	18	0.123	12:49:18.5		0		+6000	17°	11°
45	Tmp	18	0.321	12:50:13.3	12:50:37.33	0	24.0s	+240	9°	11°
46	Tmp	19	0.147	12:51:55.2	12:51:35.18	0	20.0s	-400	10°	10°
47	Tmp	19	0.357	12:53:10.8	12:52:34.31	0	36.5s	-730	12°	10°
48	Tmp	20	0.155	12:54:58.6	12:54:45.93	0	12.7s	-254	7°	9°
49	Tmp	20	0.373	12:55:58.9	12:55:36.05	0	22.9s	-458	10°	9°
50	Tmp	21	0.163	12:57:36.2	12:57:52.10	0	15.9s	+159	7°	10°
51	Tmp	21	0.443	12:58:43.4	12:58:59.19	0	15.8s	+158	8°	10°
52	Tmp	22	0.158	13:00:25.5	13:00:01.27	0	24.2s	-484	9°	9°
53	Tmp	23	0.115	13:02:15.9	13:02:15.23	0	0.7s	-7	1°	8°
54	Tmp	23	0.258	13:02:52.7	13:02:47.55	0	5.2s	-104	2°	8°
55	Tmp	24	0.188	13:03:55.2	13:04:06.58	0	11.4s	+114	4°	8°
56	Tmp	25	0.128	13:05:07.8	13:05:23.62	0	15.8s	+158	8°	8°
57	Tmp	25	0.360	13:06:17.4		0		+6000	18°	9°
58	Tmp	29	0.347	13:24:23.9	13:23:42.75	0	41.2s	-824	14°	9°
59	Tmp	30	0.145	13:26:01.5	13:24:54.94	0	1m06s	-1332	16°	9°
60	Tmp	30	0.450	13:27:14.7	13:26:02.23	0	1m12s	-1450	15°	8°
61	Tmp	31	0.144	13:28:27.4	13:27:58.65	0	28.8s	-576	13°	9°

62	Tmp	31	0.390	13:29:16.6	13:29:01.65	0	15.0s	-300	9°	9°
63	Tmp	32	0.148	13:30:49.8	13:30:58.37	0	8.6s	+86	6°	9°
64	Tmp	32	0.356	13:31:52.2	13:32:04.75	0	12.6s	+126	5°	8°
65	Tmp	32	0.569	13:32:56.1	13:33:17.47	0	21.4s	+214	10°	8°
66	Tmp	33	0.159	13:34:57.8	13:34:41.85	0	16.0s	-320	6°	8°
67	Tmp	33	0.397	13:36:44.9	13:35:48.08	0	56.8s	-1136	9°	8°
68	Tmp	34	0.145	13:39:04.8	13:38:55.34	0	9.5s	-190	7°	8°
69	Tmp	34	0.384	13:40:06.2	13:39:38.40	0	27.8s	-556	11°	7°
70	Tmp	35	0.126	13:41:17.2	13:41:14.23	0	3.0s	-30	2°	7°
71	Tmp	35	0.282	13:41:45.3	13:41:46.46	0	1.2s	+12	2°	7°
72	Tmp	36	0.099	13:42:30.7	13:42:31.87	0	1.2s	+12	2°	7°
73	Tmp	36	0.300	13:43:18.9	13:43:16.14	0	2.8s	-28	3°	7°
74	Tmp	37	0.199	13:45:12.1	13:44:39.54	0	32.6s	-652	14°	7°
75	Tmp	37	0.492	13:47:09.3	13:46:08.17	0	1m01s	-1222	14°	8°
76	Tmp	37	0.751	13:48:52.9	13:47:49.78	0	1m03s	-1262	12°	8°
77	Tmp	38	0.207	13:50:40.2	13:50:49.53	0	9.3s	+93	4°	8°
78	Tmp	38	0.505	13:51:51.7	13:52:11.15	0	19.5s	+195	9°	7°
79	Tmp	39	0.205	13:53:28.2	13:53:35.62	0	7.4s	+74	3°	7°
80	Tmp	40	0.113	13:54:34.7	13:54:20.57	0	14.1s	-282	7°	7°
81	Tmp	40	0.359	13:55:38.0	13:55:03.51	0	34.5s	-690	12°	7°
82	Tmp	41	0.138	13:57:30.5	13:56:55.85	0	34.7s	-694	11°	7°
83	Tmp	41	0.283	13:58:28.5	13:57:32.70	0	55.8s	-1116	13°	7°
84	Tmp	42	0.141	13:59:56.0	13:59:40.56	0	15.4s	-308	10°	7°
85	Tmp	42	0.285	14:00:30.5	14:00:23.10	0	7.4s	-148	7°	7°
86	Tmp	43	0.156	14:01:53.3	14:01:51.07	0	2.2s	-22	3°	6°
87	Tmp	43	0.341	14:02:53.8	14:02:45.27	0	8.5s	-170	5°	6°
88	Tmp	44	0.171	14:04:55.5	14:05:06.80	0	11.3s	+113	2°	6°
89	Tmp	44	0.318	14:05:54.3	14:06:08.00	0	13.7s	+137	3°	6°
90	Pass	45	0.713	14:12:19.1	14:12:15.11	0	4.0s	+0	12°	6°

Num	7	Pen	0	PCZ	0	Total PP	82091	Col. Final	6°
-----	---	-----	---	-----	---	----------	-------	------------	----



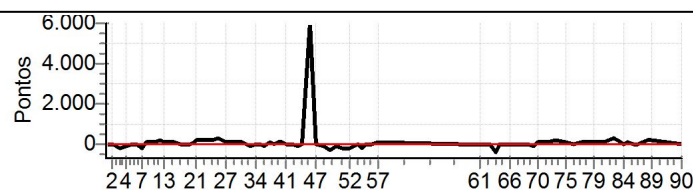
Performance Individual

7.19

N u m	8		8 / Julio Antonio Cechetto / Cascao							
	2º		Cat / NL / Largada		UBATUBA / 8 / 12:08:00					
			CASCAO							
PC	TP	TRC	KmPC	Ideal	Passagem	Pen	Erro	Pontos	NoPC	AtePC
1	Tmp	1	0.089	12:08:35.6	12:08:36.00	0	0.4s	+4	2º	2º
2	Tmp	1	0.278	12:09:51.2	12:09:49.48	0	1.7s	-17	3º	1º
3	Tmp	1	0.528	12:11:31.2	12:11:21.11	0	10.1s	-202	8º	4º
4	Tmp	1	0.736	12:12:54.4	12:12:47.76	0	6.6s	-132	4º	5º
5	Tmp	2	0.111	12:14:15.7	12:14:20.19	0	4.5s	+45	1º	3º
6	Tmp	2	0.303	12:15:13.3	12:15:11.31	0	2.0s	-20	1º	2º
7	Tmp	2	0.507	12:16:14.5	12:16:06.12	0	8.4s	-168	6º	2º
8	Tmp	3	0.117	12:17:16.2	12:17:22.95	0	6.8s	+68	4º	2º
9	Tmp	3	0.253	12:17:48.8	12:17:58.72	0	9.9s	+99	6º	2º
10	Tmp	3	0.384	12:18:20.3	12:18:35.49	0	15.2s	+152	7º	3º
11	Tmp	4	0.094	12:19:10.8	12:19:27.00	0	16.2s	+162	6º	3º
12	Tmp	4	0.315	12:20:12.0	12:20:29.19	0	17.2s	+172	3º	3º
13	Tmp	4	0.519	12:21:08.5	12:21:21.37	0	12.9s	+129	4º	3º
14	Tmp	5	0.087	12:22:26.5	12:22:37.30	0	10.8s	+108	2º	2º
15	Tmp	5	0.200	12:23:11.7	12:23:26.43	0	14.7s	+147	5º	2º
16	Tmp	6	0.117	12:24:29.3	12:24:31.58	0	2.3s	+23	3º	1º
17	Tmp	6	0.322	12:25:18.5	12:25:15.57	0	2.9s	-29	2º	1º
18	Tmp	7	0.149	12:26:19.7	12:26:19.73	0	0.0s	+0	1º	1º
19	Tmp	7	0.331	12:26:54.1	12:27:00.30	0	6.2s	+62	4º	1º
20	Tmp	7	0.513	12:27:28.6	12:27:36.26	0	7.7s	+77	4º	1º
21	Tmp	8	0.095	12:28:12.0	12:28:28.55	0	16.6s	+166	4º	1º
22	Tmp	8	0.215	12:28:45.2	12:29:02.23	0	17.0s	+170	6º	1º
23	Tmp	9	0.208	12:30:30.0	12:30:46.89	0	16.9s	+169	3º	1º
24	Tmp	9	0.396	12:31:37.7	12:31:56.12	0	18.4s	+184	2º	1º
25	Tmp	10	0.108	12:32:50.2	12:33:18.55	0	28.4s	+284	7º	1º
26	Tmp	10	0.357	12:33:46.2	12:34:11.00	0	24.8s	+248	7º	1º
27	Tmp	10	0.547	12:34:29.0	12:34:45.04	0	16.0s	+160	4º	1º
28	Tmp	11	0.139	12:35:26.3	12:35:39.66	0	13.4s	+134	7º	1º
29	Tmp	11	0.397	12:36:17.9	12:36:29.32	0	11.4s	+114	5º	1º
30	Tmp	12	0.097	12:37:28.1	12:37:38.50	0	10.4s	+104	4º	1º
31	Tmp	12	0.225	12:38:03.6	12:38:19.15	0	15.6s	+156	5º	1º
32	Tmp	13	0.090	12:39:02.4	12:39:02.11	0	0.3s	-3	1º	1º
33	Tmp	13	0.258	12:39:57.4	12:39:53.77	0	3.6s	-36	2º	1º
34	Tmp	14	0.126	12:41:05.4	12:41:03.17	0	2.2s	-22	3º	1º
35	Tmp	14	0.291	12:41:47.8	12:41:49.24	0	1.4s	+14	1º	1º
36	Tmp	14	0.495	12:42:40.3	12:42:34.08	0	6.2s	-124	2º	1º
37	Tmp	15	0.150	12:44:01.9	12:44:08.83	0	6.9s	+69	3º	1º
38	Tmp	15	0.347	12:44:46.2	12:44:44.62	0	1.6s	-16	1º	1º
39	Tmp	16	0.189	12:45:57.5	12:46:07.04	0	9.5s	+95	1º	1º
40	Tmp	16	0.364	12:46:32.5	12:46:40.95	0	8.5s	+85	2º	1º
41	Tmp	17	0.104	12:47:31.7	12:47:32.04	0	0.3s	+3	1º	1º
42	Tmp	17	0.285	12:48:15.1	12:48:16.79	0	1.7s	+17	3º	1º
43	Tmp	17	0.482	12:49:02.4	12:49:00.85	0	1.6s	-16	3º	1º
44	Tmp	18	0.123	12:50:18.5	12:50:12.12	0	6.4s	-128	4º	1º
45	Tmp	18	0.321	12:51:13.3	12:51:12.88	0	0.4s	-4	2º	1º
46	Tmp	19	0.147	12:52:55.2		0		+6000	17º	2º
47	Tmp	19	0.357	12:54:10.8	12:54:14.24	0	3.4s	+34	4º	2º
48	Tmp	20	0.155	12:55:58.6	12:55:54.66	0	3.9s	-39	2º	2º
49	Tmp	20	0.373	12:56:58.9	12:56:45.89	0	13.0s	-260	7º	2º
50	Tmp	21	0.163	12:58:36.2	12:58:30.92	0	5.3s	-106	4º	2º
51	Tmp	21	0.443	12:59:43.4	12:59:36.63	0	6.8s	-136	7º	2º
52	Tmp	22	0.158	13:01:25.5	13:01:17.62	0	7.9s	-158	7º	2º
53	Tmp	23	0.115	13:03:15.9	13:03:14.28	0	1.6s	-16	2º	2º
54	Tmp	23	0.258	13:03:52.7	13:03:45.29	0	7.4s	-148	3º	2º
55	Tmp	24	0.188	13:04:55.2	13:04:59.83	0	4.6s	+46	2º	2º
56	Tmp	25	0.128	13:06:07.8	13:06:13.78	0	6.0s	+60	4º	2º
57	Tmp	25	0.360	13:07:17.4	13:07:33.45	0	16.1s	+161	4º	2º
58	Tmp	29	0.347	13:25:23.9	13:25:21.87	0	2.0s	-20	1º	2º
59	Tmp	30	0.145	13:27:01.5	13:26:59.24	0	2.3s	-23	3º	2º
60	Tmp	30	0.450	13:28:14.7	13:28:14.86	0	0.2s	+2	2º	2º
61	Tmp	31	0.144	13:29:27.4	13:29:29.73	0	2.3s	+23	2º	2º

62	Tmp	31	0.390	13:30:16.6	13:30:15.77	0	0.8s	-8	1º	2º
63	Tmp	32	0.148	13:31:49.8	13:31:47.17	0	2.6s	-26	3º	2º
64	Tmp	32	0.356	13:32:52.2	13:32:32.96	0	19.2s	-384	10º	2º
65	Tmp	32	0.569	13:33:56.1	13:33:55.09	0	1.0s	-10	1º	2º
66	Tmp	33	0.159	13:35:57.8	13:35:56.50	0	1.3s	-13	1º	2º
67	Tmp	33	0.397	13:37:44.9	13:37:48.47	0	3.6s	+36	2º	2º
68	Tmp	34	0.145	13:40:04.8	13:40:01.96	0	2.8s	-28	4º	2º
69	Tmp	34	0.384	13:41:06.2	13:41:00.84	0	5.4s	-108	7º	2º
70	Tmp	35	0.126	13:42:17.2	13:42:26.15	0	9.0s	+90	5º	2º
71	Tmp	35	0.282	13:42:45.3	13:42:52.90	0	7.6s	+76	4º	2º
72	Tmp	36	0.099	13:43:30.7	13:43:39.87	0	9.2s	+92	4º	2º
73	Tmp	36	0.300	13:44:18.9	13:44:32.90	0	14.0s	+140	7º	2º
74	Tmp	37	0.199	13:46:12.1	13:46:34.17	0	22.1s	+221	7º	2º
75	Tmp	37	0.492	13:48:09.3	13:48:22.39	0	13.1s	+131	2º	2º
76	Tmp	37	0.751	13:49:52.9	13:49:57.77	0	4.9s	+49	2º	2º
77	Tmp	38	0.207	13:51:40.2	13:51:54.24	0	14.0s	+140	8º	2º
78	Tmp	38	0.505	13:52:51.7	13:53:06.41	0	14.7s	+147	7º	2º
79	Tmp	39	0.205	13:54:28.2	13:54:42.38	0	14.2s	+142	6º	2º
80	Tmp	40	0.113	13:55:34.7	13:55:47.76	0	13.1s	+131	4º	2º
81	Tmp	40	0.359	13:56:38.0	13:56:48.69	0	10.7s	+107	4º	2º
82	Tmp	41	0.138	13:58:30.5	13:58:58.91	0	28.4s	+284	8º	2º
83	Tmp	41	0.283	13:59:28.5	13:59:54.11	0	25.6s	+256	4º	2º
84	Tmp	42	0.141	14:00:56.0	14:01:02.40	0	6.4s	+64	6º	2º
85	Tmp	42	0.285	14:01:30.5	14:01:37.30	0	6.8s	+68	6º	2º
86	Tmp	43	0.156	14:02:53.3	14:02:56.55	0	3.3s	+33	4º	2º
87	Tmp	43	0.341	14:03:53.8	14:03:52.30	0	1.5s	-15	1º	2º
88	Tmp	44	0.171	14:05:55.5	14:06:15.57	0	20.1s	+201	4º	2º
89	Tmp	44	0.318	14:06:54.3	14:07:20.00	0	25.7s	+257	6º	2º
90	Pass	45	0.713	14:13:19.1	14:13:24.21	0	5.1s	+0	11º	2º

Num	8	Pen	0	PCZ	1	Total PP	14826	Col. Final	2º
-----	---	-----	---	-----	---	----------	-------	------------	----



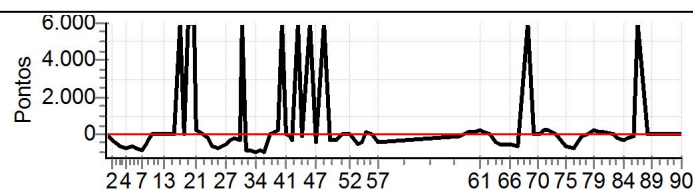
Performance Individual

7.19

N u m	9		9 / Rogerio S. Armando / Isabella							
	8º		Cat / NL / Largada		UBATUBA / 9 / 12:09:00					
			ISABELLA							
PC	TP	TRC	KmPC	Ideal	Passagem	Pen	Erro	Pontos	NoPC	AtePC
1	Tmp	1	0.089	12:09:35.6	12:09:35.52	0	0.1s	-1	1º	1º
2	Tmp	1	0.278	12:10:51.2	12:10:35.64	0	15.6s	-312	14º	12º
3	Tmp	1	0.528	12:12:31.2	12:12:00.62	0	30.6s	-612	13º	14º
4	Tmp	1	0.736	12:13:54.4	12:13:17.25	0	37.2s	-744	14º	13º
5	Tmp	2	0.111	12:15:15.7	12:14:41.49	0	34.2s	-684	10º	9º
6	Tmp	2	0.303	12:16:13.3	12:15:35.66	0	37.6s	-752	10º	9º
7	Tmp	2	0.507	12:17:14.5	12:16:32.00	0	42.5s	-850	15º	9º
8	Tmp	3	0.117	12:18:16.2	12:17:48.07	0	28.1s	-562	13º	8º
9	Tmp	3	0.253	12:18:48.8	12:18:30.57	0	18.2s	-364	9º	7º
10	Tmp	3	0.384	12:19:20.3	12:19:16.34	0	4.0s	-40	2º	7º
11	Tmp	4	0.094	12:20:10.8	12:20:12.16	0	1.4s	+14	1º	6º
12	Tmp	4	0.315	12:21:12.0	12:21:13.21	0	1.2s	+12	1º	5º
13	Tmp	4	0.519	12:22:08.5	12:22:11.23	0	2.7s	+27	1º	5º
14	Tmp	5	0.087	12:23:26.5	12:23:26.41	0	0.1s	-1	1º	4º
15	Tmp	5	0.200	12:24:11.7	12:24:06.94	0	4.8s	-48	2º	4º
16	Tmp	6	0.117	12:25:29.3		0		+6000	17º	7º
17	Tmp	6	0.322	12:26:18.5	12:26:15.54	0	3.0s	-30	3º	6º
18	Tmp	7	0.149	12:27:19.7		0		+6000	18º	7º
19	Tmp	7	0.331	12:27:54.1		0		+6000	18º	10º
20	Tmp	7	0.513	12:28:28.6		0		+6000	17º	10º
21	Tmp	8	0.095	12:29:12.0	12:29:29.12	0	17.1s	+171	5º	9º
22	Tmp	8	0.215	12:29:45.2	12:29:58.39	0	13.2s	+132	5º	9º
23	Tmp	9	0.208	12:31:30.0	12:31:16.29	0	13.7s	-274	5º	9º
24	Tmp	9	0.396	12:32:37.7	12:32:06.02	0	31.7s	-634	7º	9º
25	Tmp	10	0.108	12:33:50.2	12:33:14.00	0	36.2s	-724	11º	9º
26	Tmp	10	0.357	12:34:46.2	12:34:15.79	0	30.4s	-608	11º	9º
27	Tmp	10	0.547	12:35:29.0	12:34:59.76	0	29.2s	-584	7º	9º
28	Tmp	11	0.139	12:36:26.3	12:36:07.56	0	18.7s	-374	10º	9º
29	Tmp	11	0.397	12:37:17.9	12:37:06.81	0	11.1s	-222	8º	9º
30	Tmp	12	0.097	12:38:28.1	12:38:13.05	0	15.1s	-302	8º	9º
31	Tmp	12	0.225	12:39:03.6		0		+6000	18º	10º
32	Tmp	13	0.090	12:40:02.4	12:39:20.71	0	41.7s	-834	11º	10º
33	Tmp	13	0.258	12:40:57.4	12:40:13.78	0	43.6s	-872	10º	10º
34	Tmp	14	0.126	12:42:05.4	12:41:16.17	0	49.2s	-984	10º	10º
35	Tmp	14	0.291	12:42:47.8	12:42:02.57	0	45.2s	-904	9º	10º
36	Tmp	14	0.495	12:43:40.3	12:42:50.88	0	49.4s	-988	10º	10º
37	Tmp	15	0.150	12:45:01.9	12:45:04.66	0	2.8s	+28	2º	10º
38	Tmp	15	0.347	12:45:46.2	12:45:52.17	0	6.0s	+60	2º	10º
39	Tmp	16	0.189	12:46:57.5	12:47:17.24	0	19.7s	+197	6º	9º
40	Tmp	16	0.364	12:47:32.5		0		+6000	18º	10º
41	Tmp	17	0.104	12:48:31.7	12:48:29.70	0	2.0s	-20	2º	9º
42	Tmp	17	0.285	12:49:15.1	12:49:09.31	0	5.8s	-116	7º	9º
43	Tmp	17	0.482	12:50:02.4	12:49:45.48	0	16.9s	-338	9º	9º
44	Tmp	18	0.123	12:51:18.5		0		+6000	16º	10º
45	Tmp	18	0.321	12:52:13.3	12:52:05.42	0	7.9s	-158	7º	10º
46	Tmp	19	0.147	12:53:55.2		0		+6000	16º	11º
47	Tmp	19	0.357	12:55:10.8	12:54:48.16	0	22.6s	-452	10º	11º
48	Tmp	20	0.155	12:56:58.6		0		+6000	16º	11º
49	Tmp	20	0.373	12:57:58.9	12:57:41.61	0	17.3s	-346	9º	11º
50	Tmp	21	0.163	12:59:36.2	12:59:18.00	0	18.2s	-364	11º	11º
51	Tmp	21	0.443	13:00:43.4	13:00:39.46	0	3.9s	-39	1º	11º
52	Tmp	22	0.158	13:02:25.5	13:02:30.39	0	4.9s	+49	2º	11º
53	Tmp	23	0.115	13:04:15.9	13:03:49.35	0	26.6s	-532	8º	10º
54	Tmp	23	0.258	13:04:52.7	13:04:33.16	0	19.5s	-390	9º	10º
55	Tmp	24	0.188	13:05:55.2	13:06:03.28	0	8.1s	+81	3º	10º
56	Tmp	25	0.128	13:07:07.8	13:07:06.41	0	1.4s	-14	1º	10º
57	Tmp	25	0.360	13:08:17.4	13:07:55.98	0	21.4s	-428	9º	10º
58	Tmp	29	0.347	13:26:23.9	13:26:16.96	0	6.9s	-138	3º	10º
59	Tmp	30	0.145	13:28:01.5	13:28:12.43	0	10.9s	+109	9º	10º
60	Tmp	30	0.450	13:29:14.7	13:29:30.28	0	15.6s	+156	9º	9º
61	Tmp	31	0.144	13:30:27.4	13:30:44.85	0	17.5s	+175	7º	8º

62	Tmp	31	0.390	13:31:16.6	13:31:29.09	0	12.5s	+125	7º	8º
63	Tmp	32	0.148	13:32:49.8	13:32:47.40	0	2.4s	-24	2º	8º
64	Tmp	32	0.356	13:33:52.2	13:33:31.08	0	21.1s	-422	11º	9º
65	Tmp	32	0.569	13:34:56.1	13:34:28.53	0	27.6s	-552	13º	9º
66	Tmp	33	0.159	13:36:57.8	13:36:29.60	0	28.2s	-564	11º	9º
67	Tmp	33	0.397	13:38:44.9	13:38:11.55	0	33.4s	-668	6º	9º
68	Tmp	34	0.145	13:41:04.8		0		+6000	17º	9º
69	Tmp	34	0.384	13:42:06.2	13:42:04.15	0	2.1s	-21	3º	9º
70	Tmp	35	0.126	13:43:17.2	13:43:16.58	0	0.6s	-6	1º	9º
71	Tmp	35	0.282	13:43:45.3	13:43:46.19	0	0.9s	+9	1º	9º
72	Tmp	36	0.099	13:44:30.7	13:44:52.26	0	21.6s	+216	9º	9º
73	Tmp	36	0.300	13:45:18.9	13:45:35.20	0	16.3s	+163	8º	9º
74	Tmp	37	0.199	13:47:12.1	13:47:13.39	0	1.3s	+13	1º	9º
75	Tmp	37	0.492	13:49:09.3	13:48:33.94	0	35.4s	-708	10º	9º
76	Tmp	37	0.751	13:50:52.9	13:50:16.61	0	36.3s	-726	9º	9º
77	Tmp	38	0.207	13:52:40.2	13:52:34.12	0	6.1s	-122	7º	9º
78	Tmp	38	0.505	13:53:51.7	13:53:51.65	0	0.1s	-1	1º	9º
79	Tmp	39	0.205	13:55:28.2	13:55:48.07	0	19.9s	+199	8º	9º
80	Tmp	40	0.113	13:56:34.7	13:56:49.44	0	14.7s	+147	5º	9º
81	Tmp	40	0.359	13:57:38.0	13:57:47.47	0	9.5s	+95	3º	9º
82	Tmp	41	0.138	13:59:30.5	13:59:33.29	0	2.8s	+28	2º	8º
83	Tmp	41	0.283	14:00:28.5	14:00:18.86	0	9.6s	-192	3º	8º
84	Tmp	42	0.141	14:01:56.0	14:01:41.44	0	14.6s	-292	9º	8º
85	Tmp	42	0.285	14:02:30.5	14:02:17.44	0	13.1s	-262	10º	8º
86	Tmp	43	0.156	14:03:53.3	14:03:46.11	0	7.2s	-144	7º	8º
87	Tmp	43	0.341	14:04:53.8		0		+6000	18º	8º
88	Tmp	44	0.171	14:06:55.5	14:06:53.27	0	2.2s	-22	1º	8º
89	Tmp	44	0.318	14:07:54.3	14:07:52.08	0	2.2s	-22	1º	8º
90	Pass	45	0.713	14:14:19.1	14:14:14.22	0	4.9s	+0	10º	8º

Num	9	Pen	0	PCZ	0	Total PP	89593	Col. Final	8º
-----	---	-----	---	-----	---	----------	-------	------------	----



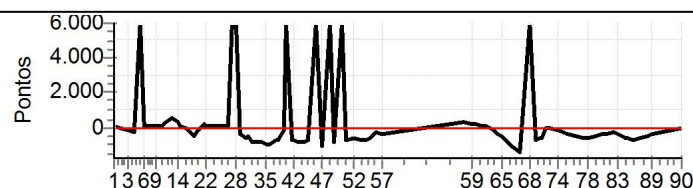
Performance Individual

7.19

N u m	10 / Jose Eduardo R. Curvo / Gran									
	Cat / NL / Largada		UBATUBA / 10 / 12:10:00							
	GRAN									
PC	Tp	Trc	KmPC	Ideal	Passagem	Pen	Erro	Pontos	NoPC	AtePC
1	Tmp	1	0.089	12:10:35.6	12:10:41.59	0	6.0s	+60	7°	7°
2	Tmp	1	0.278	12:11:51.2	12:11:48.22	0	3.0s	-30	6°	6°
3	Tmp	1	0.528	12:13:31.2	12:13:22.13	0	9.1s	-182	6°	7°
4	Tmp	1	0.736	12:14:54.4	12:14:40.83	0	13.6s	-272	7°	6°
5	Tmp	2	0.111	12:16:15.7		0		+6000	17°	11°
6	Tmp	2	0.303	12:17:13.3	12:17:22.29	0	9.0s	+90	5°	10°
7	Tmp	2	0.507	12:18:14.5	12:18:21.44	0	6.9s	+69	3°	10°
8	Tmp	3	0.117	12:19:16.2	12:19:25.00	0	8.8s	+88	5°	10°
9	Tmp	3	0.253	12:19:48.8	12:19:54.82	0	6.0s	+60	5°	10°
10	Tmp	3	0.384	12:20:20.3	12:20:25.52	0	5.2s	+52	5°	10°
11	Tmp	4	0.094	12:21:10.8	12:21:22.00	0	11.2s	+112	4°	9°
12	Tmp	4	0.315	12:22:12.0	12:22:45.81	0	33.8s	+338	9°	7°
13	Tmp	4	0.519	12:23:08.5	12:24:07.59	0	59.1s	+591	13°	7°
14	Tmp	5	0.087	12:24:26.5	12:25:00.38	0	33.9s	+339	8°	7°
15	Tmp	5	0.200	12:25:11.7	12:25:23.80	0	12.1s	+121	4°	7°
16	Tmp	6	0.117	12:26:29.3	12:26:24.66	0	4.6s	-46	4°	5°
17	Tmp	6	0.322	12:27:18.5	12:27:04.21	0	14.3s	-286	8°	5°
18	Tmp	7	0.149	12:28:19.7	12:27:56.89	0	22.8s	-456	9°	5°
19	Tmp	7	0.331	12:28:54.1	12:28:46.79	0	7.3s	-146	6°	5°
20	Tmp	7	0.513	12:29:28.6	12:29:27.79	0	0.8s	-8	1°	5°
21	Tmp	8	0.095	12:30:12.0	12:30:28.16	0	16.2s	+162	3°	5°
22	Tmp	8	0.215	12:30:45.2	12:30:57.53	0	12.3s	+123	4°	5°
23	Tmp	9	0.208	12:32:30.0	12:32:41.44	0	11.4s	+114	2°	5°
24	Tmp	9	0.396	12:33:37.7	12:33:48.00	0	10.3s	+103	1°	5°
25	Tmp	10	0.108	12:34:50.2	12:34:54.35	0	4.2s	+42	2°	5°
26	Tmp	10	0.357	12:35:46.2	12:35:51.08	0	4.9s	+49	4°	5°
27	Tmp	10	0.547	12:36:29.0		0		+6000	18°	6°
28	Tmp	11	0.139	12:37:26.3		0		+6000	18°	6°
29	Tmp	11	0.397	12:38:17.9	12:37:58.44	0	19.5s	-390	10°	6°
30	Tmp	12	0.097	12:39:28.1	12:38:58.53	0	29.6s	-592	13°	6°
31	Tmp	12	0.225	12:40:03.6	12:39:35.94	0	27.7s	-554	11°	6°
32	Tmp	13	0.090	12:41:02.4	12:40:18.22	0	44.2s	-884	12°	6°
33	Tmp	13	0.258	12:41:57.4	12:41:11.66	0	45.7s	-914	11°	6°
34	Tmp	14	0.126	12:43:05.4	12:42:24.08	0	41.3s	-826	8°	6°
35	Tmp	14	0.291	12:43:47.8	12:42:59.88	0	47.9s	-958	10°	6°
36	Tmp	14	0.495	12:44:40.3	12:43:51.93	0	48.4s	-968	9°	6°
37	Tmp	15	0.150	12:46:01.9	12:45:26.17	0	35.7s	-714	11°	6°
38	Tmp	15	0.347	12:46:46.2	12:46:11.71	0	34.5s	-690	13°	6°
39	Tmp	16	0.189	12:47:57.5	12:47:46.49	0	11.0s	-220	8°	6°
40	Tmp	16	0.364	12:48:32.5		0		+6000	17°	7°
41	Tmp	17	0.104	12:49:31.7	12:48:54.58	0	37.1s	-742	10°	6°
42	Tmp	17	0.285	12:50:15.1	12:49:35.31	0	39.8s	-796	16°	6°
43	Tmp	17	0.482	12:51:02.4	12:50:21.70	0	40.7s	-814	15°	6°
44	Tmp	18	0.123	12:52:18.5	12:51:37.62	0	40.9s	-818	11°	6°
45	Tmp	18	0.321	12:53:13.3	12:52:33.46	0	39.8s	-796	14°	6°
46	Tmp	19	0.147	12:54:55.2		0		+6000	15°	6°
47	Tmp	19	0.357	12:56:10.8	12:55:17.52	0	53.3s	-1066	14°	6°
48	Tmp	20	0.155	12:57:58.6		0		+6000	15°	7°
49	Tmp	20	0.373	12:58:58.9	12:58:14.26	0	44.6s	-892	13°	7°
50	Tmp	21	0.163	13:00:36.2		0		+6000	18°	8°
51	Tmp	21	0.443	13:01:43.4	13:01:06.58	0	36.8s	-736	13°	8°
52	Tmp	22	0.158	13:03:25.5	13:02:55.04	0	30.5s	-610	10°	8°
53	Tmp	23	0.115	13:05:15.9	13:04:40.64	0	35.3s	-706	9°	9°
54	Tmp	23	0.258	13:05:52.7	13:05:13.37	0	39.3s	-786	11°	9°
55	Tmp	24	0.188	13:06:55.2	13:06:26.53	0	28.7s	-574	11°	9°
56	Tmp	25	0.128	13:08:07.8	13:07:52.45	0	15.4s	-308	11°	9°
57	Tmp	25	0.360	13:09:17.4	13:08:55.95	0	21.5s	-430	10°	8°
58	Tmp	29	0.347	13:27:23.9	13:27:57.86	0	34.0s	+340	7°	8°
59	Tmp	30	0.145	13:29:01.5	13:29:20.60	0	19.1s	+191	10°	7°
60	Tmp	30	0.450	13:30:14.7	13:30:28.46	0	13.8s	+138	8°	7°
61	Tmp	31	0.144	13:31:27.4	13:31:36.00	0	8.6s	+86	5°	7°

62	Tmp	31	0.390	13:32:16.6	13:32:23.29	0	6.7s	+67	4°	7°
63	Tmp	32	0.148	13:33:49.8	13:33:39.94	0	9.9s	-198	8°	7°
64	Tmp	32	0.356	13:34:52.2	13:34:34.42	0	17.8s	-356	8°	7°
65	Tmp	32	0.569	13:35:56.1	13:35:30.73	0	25.4s	-508	12°	7°
66	Tmp	33	0.159	13:37:57.8	13:37:02.53	0	55.3s	-1106	15°	7°
67	Tmp	33	0.397	13:39:44.9	13:38:32.83	0	1m12s	-1442	13°	7°
68	Tmp	34	0.145	13:42:04.8		0		+6000	16°	7°
69	Tmp	34	0.384	13:43:06.2	13:42:28.95	0	37.3s	-746	12°	8°
70	Tmp	35	0.126	13:44:17.2	13:43:47.43	0	29.8s	-596	13°	8°
71	Tmp	35	0.282	13:44:45.3	13:44:15.28	0	30.0s	-600	12°	8°
72	Tmp	36	0.099	13:45:30.7	13:45:29.46	0	1.2s	-12	1°	8°
73	Tmp	36	0.300	13:46:18.9	13:46:19.32	0	0.4s	+4	1°	8°
74	Tmp	37	0.199	13:48:12.1	13:48:02.71	0	9.4s	-188	6°	8°
75	Tmp	37	0.492	13:50:09.3	13:49:51.07	0	18.2s	-364	6°	7°
76	Tmp	37	0.751	13:51:52.9	13:51:26.60	0	26.3s	-526	7°	7°
77	Tmp	38	0.207	13:53:40.2	13:53:09.90	0	30.3s	-606	12°	7°
78	Tmp	38	0.505	13:54:51.7	13:54:19.96	0	31.7s	-634	13°	8°
79	Tmp	39	0.205	13:56:28.2	13:56:03.45	0	24.8s	-496	12°	8°
80	Tmp	40	0.113	13:57:34.7	13:57:15.21	0	19.5s	-390	10°	8°
81	Tmp	40	0.359	13:58:38.0	13:58:18.29	0	19.7s	-394	10°	8°
82	Tmp	41	0.138	14:00:30.5	14:00:19.26	0	11.2s	-224	5°	6°
83	Tmp	41	0.283	14:01:28.5	14:01:08.84	0	19.7s	-394	7°	6°
84	Tmp	42	0.141	14:02:56.0	14:02:22.65	0	33.4s	-668	12°	6°
85	Tmp	42	0.285	14:03:30.5	14:03:00.12	0	30.4s	-608	13°	6°
86	Tmp	43	0.156	14:04:53.3	14:04:18.71	0	34.6s	-692	13°	7°
87	Tmp	43	0.341	14:05:53.8	14:05:22.27	0	31.5s	-630	10°	7°
88	Tmp	44	0.171	14:07:55.5	14:07:32.33	0	23.2s	-464	8°	7°
89	Tmp	44	0.318	14:08:54.3	14:08:31.90	0	22.4s	-448	10°	7°
90	Pass	45	0.713	14:15:19.1	14:15:14.11	0	5.0s	+0	9°	7°

Num	10	Pen	0	PCZ	0	Total PP	83839	Col. Final	7°
-----	----	-----	---	-----	---	----------	-------	------------	----



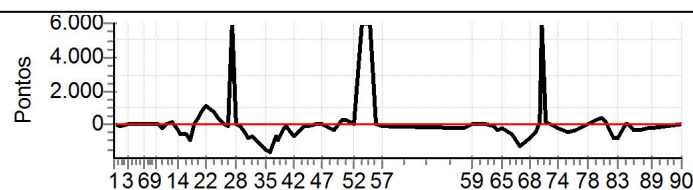
Performance Individual

7.19

N u m	11 / Marcelo de Souza S. Portela / Poco									
	Cat / NL / Largada UBATUBA / 11 / 12:11:00									
	POCO									
PC	TP	TRC	KmPC	Ideal	Passagem	Pen	Erro	Pontos	NoPC	AtePC
1	Tmp	1	0.089	12:11:35.6	12:11:37.00	0	1.4s	+14	3°	3°
2	Tmp	1	0.278	12:12:51.2	12:12:48.84	0	2.4s	-24	5°	2°
3	Tmp	1	0.528	12:14:31.2	12:14:32.04	0	0.8s	+8	2°	1°
4	Tmp	1	0.736	12:15:54.4	12:15:54.85	0	0.5s	+5	1°	1°
5	Tmp	2	0.111	12:17:15.7	12:17:24.17	0	8.5s	+85	3°	1°
6	Tmp	2	0.303	12:18:13.3	12:18:21.38	0	8.1s	+81	3°	1°
7	Tmp	2	0.507	12:19:14.5	12:19:20.50	0	6.0s	+60	2°	1°
8	Tmp	3	0.117	12:20:16.2	12:20:18.62	0	2.4s	+24	2°	1°
9	Tmp	3	0.253	12:20:48.8	12:20:50.83	0	2.0s	+20	2°	1°
10	Tmp	3	0.384	12:21:20.3	12:21:25.35	0	5.1s	+51	4°	1°
11	Tmp	4	0.094	12:22:10.8	12:22:03.68	0	7.1s	-142	5°	1°
12	Tmp	4	0.315	12:23:12.0	12:23:18.11	0	6.1s	+61	2°	1°
13	Tmp	4	0.519	12:24:08.5	12:24:28.46	0	20.0s	+200	7°	1°
14	Tmp	5	0.087	12:25:26.5	12:25:12.68	0	13.8s	-276	6°	1°
15	Tmp	5	0.200	12:26:11.7	12:25:44.31	0	27.4s	-548	11°	1°
16	Tmp	6	0.117	12:27:29.3	12:26:59.85	0	29.5s	-590	10°	3°
17	Tmp	6	0.322	12:28:18.5	12:27:35.85	0	42.7s	-854	11°	3°
18	Tmp	7	0.149	12:29:19.7	12:29:22.55	0	2.9s	+29	4°	3°
19	Tmp	7	0.331	12:29:54.1	12:30:29.58	0	35.5s	+355	8°	3°
20	Tmp	7	0.513	12:30:28.6	12:31:36.50	0	1m07s	+679	8°	3°
21	Tmp	8	0.095	12:31:12.0	12:32:48.94	0	1m36s	+969	10°	3°
22	Tmp	8	0.215	12:31:45.2	12:33:35.33	0	1m50s	+1101	11°	3°
23	Tmp	9	0.208	12:33:30.0	12:34:49.21	0	1m19s	+792	11°	3°
24	Tmp	9	0.396	12:34:37.7	12:35:19.99	0	42.3s	+423	4°	3°
25	Tmp	10	0.108	12:35:50.2	12:35:51.07	0	0.9s	+9	1°	3°
26	Tmp	10	0.357	12:36:46.2	12:36:41.96	0	4.2s	-42	3°	3°
27	Tmp	10	0.547	12:37:29.0		0		+6000	17°	4°
28	Tmp	11	0.139	12:38:26.3	12:38:28.98	0	2.7s	+27	2°	4°
29	Tmp	11	0.397	12:39:17.9	12:39:14.33	0	3.6s	-36	3°	4°
30	Tmp	12	0.097	12:40:28.1	12:40:00.75	0	27.4s	-548	10°	4°
31	Tmp	12	0.225	12:41:03.6	12:40:26.92	0	36.7s	-734	13°	4°
32	Tmp	13	0.090	12:42:02.4	12:41:29.16	0	33.2s	-664	9°	4°
33	Tmp	13	0.258	12:42:57.4	12:42:10.20	0	47.2s	-944	12°	5°
34	Tmp	14	0.126	12:44:05.4	12:43:01.43	0	1m04s	-1280	11°	5°
35	Tmp	14	0.291	12:44:47.8	12:43:33.38	0	1m14s	-1488	12°	5°
36	Tmp	14	0.495	12:45:40.3	12:44:19.52	0	1m20s	-1616	13°	5°
37	Tmp	15	0.150	12:47:01.9	12:46:25.89	0	36.0s	-720	13°	5°
38	Tmp	15	0.347	12:47:46.2	12:47:01.95	0	44.3s	-886	14°	5°
39	Tmp	16	0.189	12:48:57.5	12:48:48.70	0	8.8s	-176	5°	5°
40	Tmp	16	0.364	12:49:32.5	12:49:26.22	0	6.3s	-126	5°	5°
41	Tmp	17	0.104	12:50:31.7	12:50:04.83	0	26.9s	-538	9°	5°
42	Tmp	17	0.285	12:51:15.1	12:50:44.58	0	30.5s	-610	14°	5°
43	Tmp	17	0.482	12:52:02.4	12:51:38.83	0	23.6s	-472	12°	5°
44	Tmp	18	0.123	12:53:18.5	12:53:17.50	0	1.0s	-10	1°	5°
45	Tmp	18	0.321	12:54:13.3	12:54:11.56	0	1.7s	-17	4°	5°
46	Tmp	19	0.147	12:55:55.2	12:55:58.38	0	3.2s	+32	2°	5°
47	Tmp	19	0.357	12:57:10.8	12:57:11.10	0	0.3s	+3	1°	5°
48	Tmp	20	0.155	12:58:58.6	12:58:49.23	0	9.4s	-188	6°	5°
49	Tmp	20	0.373	12:59:58.9	12:59:46.44	0	12.5s	-250	6°	5°
50	Tmp	21	0.163	13:01:36.2	13:01:59.78	0	23.6s	+236	8°	5°
51	Tmp	21	0.443	13:02:43.4	13:03:08.46	0	25.1s	+251	9°	5°
52	Tmp	22	0.158	13:04:25.5	13:04:32.66	0	7.2s	+72	3°	5°
53	Tmp	23	0.115	13:06:15.9		0		+6000	17°	5°
54	Tmp	23	0.258	13:06:52.7		0		+6000	17°	5°
55	Tmp	24	0.188	13:07:55.2		0		+6000	16°	5°
56	Tmp	25	0.128	13:09:07.8	13:09:15.45	0	7.7s	+77	6°	5°
57	Tmp	25	0.360	13:10:17.4	13:10:11.31	0	6.1s	-122	3°	5°
58	Tmp	29	0.347	13:28:23.9	13:28:11.76	0	12.1s	-242	5°	5°
59	Tmp	30	0.145	13:30:01.5	13:30:05.88	0	4.4s	+44	7°	5°
60	Tmp	30	0.450	13:31:14.7	13:31:15.81	0	1.1s	+11	4°	5°
61	Tmp	31	0.144	13:32:27.4	13:32:32.16	0	4.8s	+48	4°	5°

62	Tmp	31	0.390	13:33:16.6	13:33:24.54	0	7.9s	+79	5°	5°
63	Tmp	32	0.148	13:34:49.8	13:34:45.80	0	4.0s	-40	4°	5°
64	Tmp	32	0.356	13:35:52.2	13:35:39.41	0	12.8s	-256	7°	5°
65	Tmp	32	0.569	13:36:56.1	13:36:46.58	0	9.5s	-190	9°	5°
66	Tmp	33	0.159	13:38:57.8	13:38:29.21	0	28.6s	-572	13°	5°
67	Tmp	33	0.397	13:40:44.9	13:39:39.91	0	1m05s	-1300	12°	5°
68	Tmp	34	0.145	13:43:04.8	13:42:24.19	0	40.6s	-812	9°	5°
69	Tmp	34	0.384	13:44:06.2	13:43:46.94	0	19.3s	-386	10°	5°
70	Tmp	35	0.126	13:45:17.2	13:45:31.95	0	14.8s	+148	7°	5°
71	Tmp	35	0.282	13:45:45.3		0		+6000	17°	5°
72	Tmp	36	0.099	13:46:30.7	13:46:45.85	0	15.2s	+152	6°	5°
73	Tmp	36	0.300	13:47:18.9	13:47:26.53	0	7.6s	+76	6°	5°
74	Tmp	37	0.199	13:49:12.1	13:49:03.11	0	9.0s	-180	5°	5°
75	Tmp	37	0.492	13:51:09.3	13:50:45.08	0	24.2s	-484	7°	5°
76	Tmp	37	0.751	13:52:52.9	13:52:34.64	0	18.3s	-366	6°	5°
77	Tmp	38	0.207	13:54:40.2	13:54:38.63	0	1.6s	-16	2°	5°
78	Tmp	38	0.505	13:55:51.7	13:55:53.66	0	2.0s	+20	3°	5°
79	Tmp	39	0.205	13:57:28.2	13:57:53.26	0	25.1s	+251	10°	5°
80	Tmp	40	0.113	13:58:34.7	13:59:20.12	0	45.4s	+454	11°	5°
81	Tmp	40	0.359	13:59:38.0	14:00:00.27	0	22.3s	+223	7°	5°
82	Tmp	41	0.138	14:01:30.5	14:00:51.90	0	38.6s	-772	12°	5°
83	Tmp	41	0.283	14:02:28.5	14:01:47.52	0	41.0s	-820	10°	5°
84	Tmp	42	0.141	14:03:56.0	14:03:58.88	0	2.9s	+29	3°	5°
85	Tmp	42	0.285	14:04:30.5	14:04:32.28	0	1.8s	+18	2°	5°
86	Tmp	43	0.156	14:05:53.3	14:05:39.22	0	14.1s	-282	11°	5°
87	Tmp	43	0.341	14:06:53.8	14:06:37.66	0	16.1s	-322	9°	5°
88	Tmp	44	0.171	14:08:55.5	14:08:43.97	0	11.5s	-230	5°	5°
89	Tmp	44	0.318	14:09:54.3	14:09:43.63	0	10.7s	-214	5°	5°
90	Pass	45	0.713	14:16:19.1	14:16:15.71	0	3.4s	+0	8°	5°

Num	11	Pen	0	PCZ	0	Total PP	58602	Col. Final	5°
-----	----	-----	---	-----	---	----------	-------	------------	----



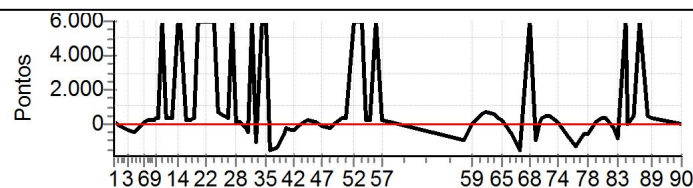
Performance Individual

7.19

N u m	12 / Wagner Salaro / Happy Day									
	Cat / NL / Largada UBATUBA / 12 / 12:12:00									
	HAPPY DAY									
PC	TP	TRC	KmPC	Ideal	Passagem	Pen	Erro	Pontos	NoPC	AtePC
1	Tmp	1	0.089	12:12:35.6	12:12:43.46	0	7.9s	+79	10°	10°
2	Tmp	1	0.278	12:13:51.2	12:13:43.71	0	7.5s	-150	12°	11°
3	Tmp	1	0.528	12:15:31.2	12:15:13.37	0	17.8s	-356	10°	11°
4	Tmp	1	0.736	12:16:54.4	12:16:31.79	0	22.6s	-452	10°	11°
5	Tmp	2	0.111	12:18:15.7	12:18:10.36	0	5.3s	-106	5°	7°
6	Tmp	2	0.303	12:19:13.3	12:19:17.62	0	4.3s	+43	2°	6°
7	Tmp	2	0.507	12:20:14.5	12:20:32.07	0	17.6s	+176	7°	6°
8	Tmp	3	0.117	12:21:16.2	12:21:43.00	0	26.8s	+268	7°	5°
9	Tmp	3	0.253	12:21:48.8	12:22:22.15	0	33.4s	+334	8°	5°
10	Tmp	3	0.384	12:22:20.3	12:22:54.34	0	34.0s	+340	9°	5°
11	Tmp	4	0.094	12:23:10.8		0		+6000	18°	10°
12	Tmp	4	0.315	12:24:12.0	12:24:49.00	0	37.0s	+370	10°	9°
13	Tmp	4	0.519	12:25:08.5	12:25:38.00	0	29.5s	+295	10°	9°
14	Tmp	5	0.087	12:26:26.5		0		+6000	17°	9°
15	Tmp	5	0.200	12:27:11.7		0		+6000	18°	9°
16	Tmp	6	0.117	12:28:29.3	12:28:55.75	0	26.5s	+265	8°	9°
17	Tmp	6	0.322	12:29:18.5	12:29:42.90	0	24.4s	+244	6°	10°
18	Tmp	7	0.149	12:30:19.7	12:30:50.07	0	30.4s	+304	7°	10°
19	Tmp	7	0.331	12:30:54.1		0		+6000	17°	11°
20	Tmp	7	0.513	12:31:28.6		0		+6000	16°	12°
21	Tmp	8	0.095	12:32:12.0		0		+6000	17°	12°
22	Tmp	8	0.215	12:32:45.2		0		+6000	17°	12°
23	Tmp	9	0.208	12:34:30.0		0		+6000	18°	12°
24	Tmp	9	0.396	12:35:37.7	12:36:47.35	0	1m09s	+697	9°	12°
25	Tmp	10	0.108	12:36:50.2	12:37:31.90	0	41.7s	+417	8°	12°
26	Tmp	10	0.357	12:37:46.2	12:38:16.10	0	29.9s	+299	8°	12°
27	Tmp	10	0.547	12:38:29.0		0		+6000	16°	12°
28	Tmp	11	0.139	12:39:26.3	12:39:39.54	0	13.2s	+132	6°	12°
29	Tmp	11	0.397	12:40:17.9	12:40:22.25	0	4.4s	+44	4°	12°
30	Tmp	12	0.097	12:41:28.1	12:41:14.65	0	13.5s	-270	7°	12°
31	Tmp	12	0.225	12:42:03.6	12:41:40.00	0	23.6s	-472	10°	12°
32	Tmp	13	0.090	12:43:02.4		0		+6000	17°	12°
33	Tmp	13	0.258	12:43:57.4	12:43:03.78	0	53.6s	-1072	13°	12°
34	Tmp	14	0.126	12:45:05.4		0		+6000	18°	12°
35	Tmp	14	0.291	12:45:47.8		0		+6000	18°	12°
36	Tmp	14	0.495	12:46:40.3	12:45:23.37	0	1m16s	-1538	12°	12°
37	Tmp	15	0.150	12:48:01.9	12:46:52.68	0	1m09s	-1384	14°	12°
38	Tmp	15	0.347	12:48:46.2	12:47:39.48	0	1m06s	-1334	15°	12°
39	Tmp	16	0.189	12:49:57.5	12:49:28.85	0	28.7s	-574	13°	12°
40	Tmp	16	0.364	12:50:32.5	12:50:20.93	0	11.6s	-232	8°	12°
41	Tmp	17	0.104	12:51:31.7	12:51:15.32	0	16.4s	-328	7°	12°
42	Tmp	17	0.285	12:52:15.1	12:51:58.81	0	16.3s	-326	10°	12°
43	Tmp	17	0.482	12:53:02.4	12:52:53.85	0	8.6s	-172	6°	12°
44	Tmp	18	0.123	12:54:18.5	12:54:31.78	0	13.3s	+133	5°	12°
45	Tmp	18	0.321	12:55:13.3	12:55:33.56	0	20.3s	+203	8°	12°
46	Tmp	19	0.147	12:56:55.2	12:57:03.89	0	8.7s	+87	6°	12°
47	Tmp	19	0.357	12:58:10.8	12:58:05.25	0	5.6s	-112	7°	12°
48	Tmp	20	0.155	12:59:58.6	12:59:45.57	0	13.0s	-260	8°	12°
49	Tmp	20	0.373	13:00:58.9	13:00:56.97	0	1.9s	-19	1°	12°
50	Tmp	21	0.163	13:02:36.2	13:03:07.18	0	31.0s	+310	10°	12°
51	Tmp	21	0.443	13:03:43.4	13:04:19.92	0	36.5s	+365	10°	12°
52	Tmp	22	0.158	13:05:25.5		0		+6000	17°	12°
53	Tmp	23	0.115	13:07:15.9		0		+6000	16°	13°
54	Tmp	23	0.258	13:07:52.7	13:08:18.79	0	26.1s	+261	7°	13°
55	Tmp	24	0.188	13:08:55.2	13:09:11.91	0	16.7s	+167	7°	13°
56	Tmp	25	0.128	13:10:07.8		0		+6000	18°	13°
57	Tmp	25	0.360	13:11:17.4	13:11:39.82	0	22.4s	+224	5°	13°
58	Tmp	29	0.347	13:29:23.9	13:28:37.79	0	46.1s	-922	15°	13°
59	Tmp	30	0.145	13:31:01.5	13:31:04.50	0	3.0s	+30	5°	13°
60	Tmp	30	0.450	13:32:14.7	13:32:32.94	0	18.2s	+182	10°	13°
61	Tmp	31	0.144	13:33:27.4	13:34:18.83	0	51.4s	+514	12°	13°

62	Tmp	31	0.390	13:34:16.6	13:35:21.60	0	1m05s	+650	14°	13°
63	Tmp	32	0.148	13:35:49.8	13:36:44.40	0	54.6s	+546	12°	13°
64	Tmp	32	0.356	13:36:52.2	13:37:28.13	0	35.9s	+359	9°	13°
65	Tmp	32	0.569	13:37:56.1	13:38:12.83	0	16.7s	+167	7°	13°
66	Tmp	33	0.159	13:39:57.8	13:39:29.39	0	28.4s	-568	12°	13°
67	Tmp	33	0.397	13:41:44.9	13:40:27.26	0	1m17s	-1552	14°	13°
68	Tmp	34	0.145	13:44:04.8		0		+6000	15°	13°
69	Tmp	34	0.384	13:45:06.2	13:44:15.62	0	50.6s	-1012	13°	13°
70	Tmp	35	0.126	13:46:17.2	13:46:22.79	0	5.6s	+56	3°	13°
71	Tmp	35	0.282	13:46:45.3	13:47:15.06	0	29.8s	+298	9°	13°
72	Tmp	36	0.099	13:47:30.7	13:48:18.52	0	47.8s	+478	11°	13°
73	Tmp	36	0.300	13:48:18.9	13:49:03.82	0	44.9s	+449	12°	13°
74	Tmp	37	0.199	13:50:12.1	13:50:26.09	0	14.0s	+140	4°	13°
75	Tmp	37	0.492	13:52:09.3	13:51:35.91	0	33.4s	-668	8°	13°
76	Tmp	37	0.751	13:53:52.9	13:52:48.06	0	1m04s	-1296	13°	13°
77	Tmp	38	0.207	13:55:40.2	13:55:07.66	0	32.5s	-650	13°	13°
78	Tmp	38	0.505	13:56:51.7	13:56:21.27	0	30.4s	-608	12°	13°
79	Tmp	39	0.205	13:58:28.2	13:58:40.10	0	11.9s	+119	5°	13°
80	Tmp	40	0.113	13:59:34.7	14:00:10.46	0	35.8s	+358	9°	13°
81	Tmp	40	0.359	14:00:38.0	14:01:13.70	0	35.7s	+357	9°	13°
82	Tmp	41	0.138	14:02:30.5	14:02:18.79	0	11.7s	-234	6°	13°
83	Tmp	41	0.283	14:03:28.5	14:02:46.81	0	41.7s	-834	11°	13°
84	Tmp	42	0.141	14:04:56.0		0		+6000	18°	13°
85	Tmp	42	0.285	14:05:30.5	14:05:33.18	0	2.7s	+27	3°	13°
86	Tmp	43	0.156	14:06:53.3	14:07:37.31	0	44.0s	+440	12°	13°
87	Tmp	43	0.341	14:07:53.8		0		+6000	17°	13°
88	Tmp	44	0.171	14:09:55.5	14:10:42.00	0	46.5s	+465	9°	13°
89	Tmp	44	0.318	14:10:54.3	14:11:22.48	0	28.2s	+282	7°	13°
90	Pass	45	0.713	14:17:19.1	14:16:54.84	0	24.3s	+0	7°	13°

Num	12	Pen	0	PCZ	0	Total PP	137475	Col. Final	13°
-----	----	-----	---	-----	---	----------	--------	------------	-----



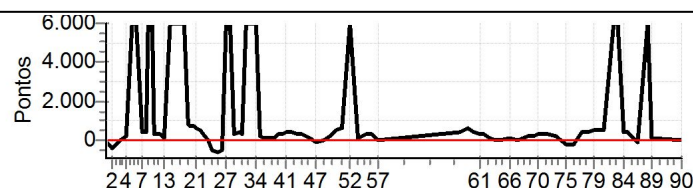
Performance Individual

7.19

N u m	13 / Renato Vita / Sagarana I									
	Cat / NL / Largada		UBATUBA / 13 / 12:13:00							
	SAGARANA I									
PC	TP	TRC	KmPC	Ideal	Passagem	Pen	Erro	Pontos	NoPC	AtePC
1	Tmp	1	0.089	12:13:35.6	12:13:29.78	0	5.8s	-116	14°	14°
2	Tmp	1	0.278	12:14:51.2	12:14:33.90	0	17.3s	-346	15°	15°
3	Tmp	1	0.528	12:16:31.2	12:16:30.90	0	0.3s	-3	1°	10°
4	Tmp	1	0.736	12:17:54.4	12:18:16.69	0	22.3s	+223	6°	8°
5	Tmp	2	0.111	12:19:15.7		0		+6000	16°	12°
6	Tmp	2	0.303	12:20:13.3		0		+6000	17°	12°
7	Tmp	2	0.507	12:21:14.5	12:21:56.78	0	42.3s	+423	13°	12°
8	Tmp	3	0.117	12:22:16.2	12:22:55.00	0	38.8s	+388	9°	12°
9	Tmp	3	0.253	12:22:48.8		0		+6000	19°	13°
10	Tmp	3	0.384	12:23:20.3		0		+6000	19°	14°
11	Tmp	4	0.094	12:24:10.8	12:24:41.92	0	31.1s	+311	8°	14°
12	Tmp	4	0.315	12:25:12.0	12:25:41.14	0	29.1s	+291	8°	14°
13	Tmp	4	0.519	12:26:08.5	12:26:21.26	0	12.8s	+128	3°	14°
14	Tmp	5	0.087	12:27:26.5		0		+6000	16°	14°
15	Tmp	5	0.200	12:28:11.7		0		+6000	17°	15°
16	Tmp	6	0.117	12:29:29.3		0		+6000	16°	15°
17	Tmp	6	0.322	12:30:18.5		0		+6000	17°	15°
18	Tmp	7	0.149	12:31:19.7	12:32:42.23	0	1m22s	+825	12°	15°
19	Tmp	7	0.331	12:31:54.1	12:33:12.76	0	1m18s	+787	11°	13°
20	Tmp	7	0.513	12:32:28.6	12:33:40.87	0	1m12s	+723	9°	13°
21	Tmp	8	0.095	12:33:12.0	12:34:16.00	0	1m04s	+640	8°	13°
22	Tmp	8	0.215	12:33:45.2	12:34:35.96	0	50.8s	+508	9°	13°
23	Tmp	9	0.208	12:35:30.0	12:35:28.11	0	1.9s	-19	1°	13°
24	Tmp	9	0.396	12:36:37.7	12:36:14.06	0	23.6s	-472	5°	13°
25	Tmp	10	0.108	12:37:50.2	12:37:20.61	0	29.6s	-592	10°	13°
26	Tmp	10	0.357	12:38:46.2	12:38:24.00	0	22.2s	-444	10°	13°
27	Tmp	10	0.547	12:39:29.0		0		+6000	15°	13°
28	Tmp	11	0.139	12:40:26.3		0		+6000	17°	13°
29	Tmp	11	0.397	12:41:17.9	12:41:49.14	0	31.2s	+312	9°	13°
30	Tmp	12	0.097	12:42:28.1	12:43:11.00	0	42.9s	+429	9°	13°
31	Tmp	12	0.225	12:43:03.6	12:43:42.00	0	38.4s	+384	9°	13°
32	Tmp	13	0.090	12:44:02.4		0		+6000	16°	13°
33	Tmp	13	0.258	12:44:57.4		0		+6000	18°	13°
34	Tmp	14	0.126	12:46:05.4		0		+6000	17°	13°
35	Tmp	14	0.291	12:46:47.8	12:47:10.00	0	22.2s	+222	4°	13°
36	Tmp	14	0.495	12:47:40.3	12:47:56.36	0	16.1s	+161	3°	13°
37	Tmp	15	0.150	12:49:01.9	12:49:11.11	0	9.2s	+92	4°	13°
38	Tmp	15	0.347	12:49:46.2	12:50:01.45	0	15.3s	+153	6°	13°
39	Tmp	16	0.189	12:50:57.5	12:51:29.66	0	32.2s	+322	10°	13°
40	Tmp	16	0.364	12:51:32.5	12:52:10.64	0	38.1s	+381	10°	13°
41	Tmp	17	0.104	12:52:31.7	12:53:17.49	0	45.8s	+458	8°	13°
42	Tmp	17	0.285	12:53:15.1	12:54:02.91	0	47.8s	+478	12°	13°
43	Tmp	17	0.482	12:54:02.4	12:54:41.50	0	39.1s	+391	11°	13°
44	Tmp	18	0.123	12:55:18.5	12:55:56.33	0	37.8s	+378	8°	13°
45	Tmp	18	0.321	12:56:13.3	12:56:51.49	0	38.2s	+382	10°	13°
46	Tmp	19	0.147	12:57:55.2	12:58:06.41	0	11.2s	+112	7°	13°
47	Tmp	19	0.357	12:59:10.8	12:59:05.63	0	5.2s	-104	6°	13°
48	Tmp	20	0.155	13:00:58.6	13:01:02.45	0	3.9s	+39	1°	13°
49	Tmp	20	0.373	13:01:58.9	13:02:20.00	0	21.1s	+211	5°	13°
50	Tmp	21	0.163	13:03:36.2	13:04:27.00	0	50.8s	+508	12°	13°
51	Tmp	21	0.443	13:04:43.4	13:05:44.60	0	1m01s	+612	12°	13°
52	Tmp	22	0.158	13:06:25.5		0		+6000	16°	13°
53	Tmp	23	0.115	13:08:15.9	13:08:31.67	0	15.8s	+158	6°	12°
54	Tmp	23	0.258	13:08:52.7	13:09:12.34	0	19.6s	+196	6°	12°
55	Tmp	24	0.188	13:09:55.2	13:10:27.35	0	32.2s	+322	10°	12°
56	Tmp	25	0.128	13:11:07.8	13:11:40.55	0	32.8s	+328	12°	12°
57	Tmp	25	0.360	13:12:17.4	13:12:25.00	0	7.6s	+76	2°	12°
58	Tmp	29	0.347	13:30:23.9	13:31:07.67	0	43.8s	+438	9°	12°
59	Tmp	30	0.145	13:32:01.5	13:33:05.43	0	1m03s	+639	15°	12°
60	Tmp	30	0.450	13:33:14.7	13:33:57.72	0	43.0s	+430	13°	12°
61	Tmp	31	0.144	13:34:27.4	13:35:03.17	0	35.8s	+358	11°	12°

62	Tmp	31	0.390	13:35:16.6	13:35:51.58	0	35.0s	+350	11°	12°
63	Tmp	32	0.148	13:36:49.8	13:37:03.60	0	13.8s	+138	7°	12°
64	Tmp	32	0.356	13:37:52.2	13:37:53.00	0	0.8s	+8	1°	12°
65	Tmp	32	0.569	13:38:56.1	13:39:00.12	0	4.0s	+40	3°	12°
66	Tmp	33	0.159	13:40:57.8	13:41:08.42	0	10.6s	+106	3°	12°
67	Tmp	33	0.397	13:42:44.9	13:42:45.38	0	0.5s	+5	1°	12°
68	Tmp	34	0.145	13:45:04.8	13:45:25.05	0	20.3s	+203	8°	12°
69	Tmp	34	0.384	13:46:06.2	13:46:25.93	0	19.7s	+197	9°	12°
70	Tmp	35	0.126	13:47:17.2	13:47:52.72	0	35.5s	+355	12°	12°
71	Tmp	35	0.282	13:47:45.3	13:48:20.96	0	35.7s	+357	10°	12°
72	Tmp	36	0.099	13:48:30.7	13:49:03.14	0	32.4s	+324	10°	12°
73	Tmp	36	0.300	13:49:18.9	13:49:50.04	0	31.1s	+311	10°	12°
74	Tmp	37	0.199	13:51:12.1	13:51:36.31	0	24.2s	+242	9°	12°
75	Tmp	37	0.492	13:53:09.3	13:53:02.09	0	7.2s	-144	3°	12°
76	Tmp	37	0.751	13:54:52.9	13:54:41.59	0	11.3s	-226	5°	12°
77	Tmp	38	0.207	13:56:40.2	13:57:28.72	0	48.5s	+485	10°	12°
78	Tmp	38	0.505	13:57:51.7	13:58:39.53	0	47.8s	+478	11°	12°
79	Tmp	39	0.205	13:59:28.2	14:00:20.69	0	52.5s	+525	13°	12°
80	Tmp	40	0.113	14:00:34.7	14:01:26.64	0	51.9s	+519	12°	12°
81	Tmp	40	0.359	14:01:38.0	14:02:27.19	0	49.2s	+492	11°	11°
82	Tmp	41	0.138	14:03:30.5		0		+6000	18°	12°
83	Tmp	41	0.283	14:04:28.5		0		+6000	18°	12°
84	Tmp	42	0.141	14:05:56.0	14:06:36.43	0	40.4s	+404	11°	12°
85	Tmp	42	0.285	14:06:30.5	14:07:09.75	0	39.3s	+393	12°	12°
86	Tmp	43	0.156	14:07:53.3	14:08:08.71	0	15.4s	+154	8°	12°
87	Tmp	43	0.341	14:08:53.8	14:08:48.73	0	5.1s	-102	3°	12°
88	Tmp	44	0.171	14:10:55.5		0		+6000	18°	12°
89	Tmp	44	0.318	14:11:54.3	14:12:02.75	0	8.5s	+85	2°	12°
90	Pass	45	0.713	14:18:19.1	14:19:00.50	0	41.4s	+0	6°	12°

Num 13 Pen 0 PCZ 0 Total PP 124956 Col. Final 12°



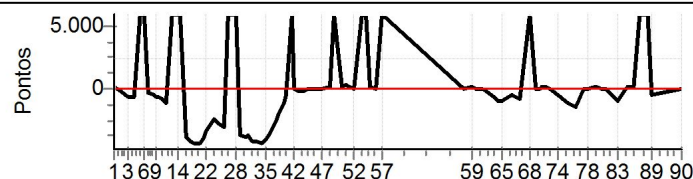
Performance Individual

7.19

N u m	14 / Helio Rivetti / Bwana Bwana									
	14°		Cat / NL / Largada		UBATUBA / 14 / 12:14:00					
	BWANA BWANA									
PC	TP	TRC	KmPC	Ideal	Passagem	Pen	Erro	Pontos	NoPC	AtePC
1	Tmp	1	0.089	12:14:35.6	12:14:55.18	0	19.6s	+196	17°	17°
2	Tmp	1	0.278	12:15:51.2	12:15:43.95	0	7.3s	-146	10°	14°
3	Tmp	1	0.528	12:17:31.2	12:17:02.07	0	29.1s	-582	12°	13°
4	Tmp	1	0.736	12:18:54.4	12:18:24.77	0	29.6s	-592	13°	12°
5	Tmp	2	0.111	12:20:15.7		0		+6000	15°	14°
6	Tmp	2	0.303	12:21:13.3		0		+6000	16°	14°
7	Tmp	2	0.507	12:22:14.5	12:21:57.33	0	17.2s	-344	12°	13°
8	Tmp	3	0.117	12:23:16.2	12:22:48.83	0	27.4s	-548	12°	13°
9	Tmp	3	0.253	12:23:48.8	12:23:20.59	0	28.2s	-564	12°	12°
10	Tmp	3	0.384	12:24:20.3	12:23:49.35	0	31.0s	-620	12°	12°
11	Tmp	4	0.094	12:25:10.8	12:24:31.56	0	39.2s	-784	11°	11°
12	Tmp	4	0.315	12:26:12.0	12:25:13.17	0	58.8s	-1176	14°	11°
13	Tmp	4	0.519	12:27:08.5		0		+6000	18°	13°
14	Tmp	5	0.087	12:28:26.5		0		+6000	15°	13°
15	Tmp	5	0.200	12:29:11.7		0		+6000	16°	14°
16	Tmp	6	0.117	12:30:29.3	12:27:15.90	0	3m13s	-3868	11°	14°
17	Tmp	6	0.322	12:31:18.5	12:27:50.85	0	3m27s	-4154	12°	14°
18	Tmp	7	0.149	12:32:19.7	12:28:42.19	0	3m37s	-4350	14°	14°
19	Tmp	7	0.331	12:32:54.1	12:29:16.82	0	3m37s	-4346	12°	14°
20	Tmp	7	0.513	12:33:28.6	12:29:54.76	0	3m33s	-4276	11°	14°
21	Tmp	8	0.095	12:34:12.0	12:30:55.46	0	3m16s	-3930	11°	14°
22	Tmp	8	0.215	12:34:45.2	12:31:57.28	0	2m47s	-3358	12°	14°
23	Tmp	9	0.208	12:36:30.0	12:34:31.00	0	1m59s	-2380	13°	14°
24	Tmp	9	0.396	12:37:37.7	12:35:24.58	0	2m13s	-2662	14°	14°
25	Tmp	10	0.108	12:38:50.2	12:36:15.74	0	2m34s	-3090	16°	14°
26	Tmp	10	0.357	12:39:46.2		0		+6000	18°	14°
27	Tmp	10	0.547	12:40:29.0		0		+6000	14°	14°
28	Tmp	11	0.139	12:41:26.3		0		+6000	16°	14°
29	Tmp	11	0.397	12:42:17.9	12:39:14.00	0	3m03s	-3678	14°	14°
30	Tmp	12	0.097	12:43:28.1	12:40:11.35	0	3m16s	-3936	15°	14°
31	Tmp	12	0.225	12:44:03.6	12:40:55.61	0	3m08s	-3760	14°	14°
32	Tmp	13	0.090	12:45:02.4	12:41:31.32	0	3m31s	-4222	13°	14°
33	Tmp	13	0.258	12:45:57.4	12:42:25.34	0	3m32s	-4242	14°	14°
34	Tmp	14	0.126	12:47:05.4	12:43:28.02	0	3m37s	-4348	12°	14°
35	Tmp	14	0.291	12:47:47.8	12:44:27.44	0	3m20s	-4008	13°	14°
36	Tmp	14	0.495	12:48:40.3	12:45:42.96	0	2m57s	-3546	14°	14°
37	Tmp	15	0.150	12:50:01.9	12:47:52.05	0	2m09s	-2598	15°	14°
38	Tmp	15	0.347	12:50:46.2	12:49:00.60	0	1m45s	-2112	16°	14°
39	Tmp	16	0.189	12:51:57.5	12:51:04.76	0	52.7s	-1054	14°	14°
40	Tmp	16	0.364	12:52:32.5	12:52:12.39	0	20.1s	-402	11°	14°
41	Tmp	17	0.104	12:53:31.7		0		+6000	15°	14°
42	Tmp	17	0.285	12:54:15.1	12:54:18.89	0	3.8s	+38	4°	14°
43	Tmp	17	0.482	12:55:02.4	12:54:56.04	0	6.4s	-128	5°	14°
44	Tmp	18	0.123	12:56:18.5	12:56:08.19	0	10.3s	-206	6°	14°
45	Tmp	18	0.321	12:57:13.3	12:57:13.25	0	0.1s	-1	1°	14°
46	Tmp	19	0.147	12:58:55.2	12:59:03.22	0	8.0s	+80	5°	14°
47	Tmp	19	0.357	13:00:10.8	13:00:19.33	0	8.5s	+85	5°	14°
48	Tmp	20	0.155	13:01:58.6	13:02:16.53	0	17.9s	+179	5°	14°
49	Tmp	20	0.373	13:02:58.9		0		+6000	18°	14°
50	Tmp	21	0.163	13:04:36.2	13:05:01.86	0	25.7s	+257	9°	14°
51	Tmp	21	0.443	13:05:43.4	13:06:22.57	0	39.2s	+392	11°	14°
52	Tmp	22	0.158	13:07:25.5	13:07:32.87	0	7.4s	+74	4°	14°
53	Tmp	23	0.115	13:09:15.9		0		+6000	15°	14°
54	Tmp	23	0.258	13:09:52.7		0		+6000	16°	14°
55	Tmp	24	0.188	13:10:55.2	13:11:11.39	0	16.2s	+162	6°	14°
56	Tmp	25	0.128	13:12:07.8	13:12:15.44	0	7.6s	+76	5°	14°
57	Tmp	25	0.360	13:13:17.4		0		+6000	17°	14°
58	Tmp	29	0.347	13:31:23.9	13:31:26.96	0	3.1s	+31	2°	14°
59	Tmp	30	0.145	13:33:01.5	13:33:21.57	0	20.1s	+201	11°	14°
60	Tmp	30	0.450	13:34:14.7	13:34:19.24	0	4.5s	+45	7°	14°
61	Tmp	31	0.144	13:35:27.4	13:35:24.55	0	2.9s	-29	3°	14°

62	Tmp	31	0.390	13:36:16.6	13:36:08.44	0	8.2s	-164	8°	14°
63	Tmp	32	0.148	13:37:49.8	13:37:14.42	0	35.4s	-708	14°	14°
64	Tmp	32	0.356	13:38:52.2	13:38:02.32	0	49.9s	-998	15°	14°
65	Tmp	32	0.569	13:39:56.1	13:39:11.70	0	44.4s	-888	15°	14°
66	Tmp	33	0.159	13:41:57.8	13:41:35.54	0	22.3s	-446	9°	14°
67	Tmp	33	0.397	13:43:44.9	13:43:05.26	0	39.6s	-792	7°	14°
68	Tmp	34	0.145	13:46:04.8		0		+6000	14°	14°
69	Tmp	34	0.384	13:47:06.2	13:47:08.82	0	2.6s	+26	5°	14°
70	Tmp	35	0.126	13:48:17.2	13:48:26.55	0	9.4s	+94	6°	14°
71	Tmp	35	0.282	13:48:45.3	13:49:00.56	0	15.3s	+153	6°	14°
72	Tmp	36	0.099	13:49:30.7	13:49:42.47	0	11.8s	+118	5°	14°
73	Tmp	36	0.300	13:50:18.9	13:50:24.11	0	5.2s	+52	4°	14°
74	Tmp	37	0.199	13:52:12.1	13:51:48.82	0	23.3s	-466	11°	14°
75	Tmp	37	0.492	13:54:09.3	13:53:17.11	0	52.2s	-1044	13°	14°
76	Tmp	37	0.751	13:55:52.9	13:54:42.49	0	1m10s	-1408	14°	14°
77	Tmp	38	0.207	13:57:40.2	13:57:41.85	0	1.7s	+17	3°	14°
78	Tmp	38	0.505	13:58:51.7	13:58:52.44	0	0.7s	+7	2°	14°
79	Tmp	39	0.205	14:00:28.2	14:00:49.89	0	21.7s	+217	9°	14°
80	Tmp	40	0.113	14:01:34.7	14:01:42.56	0	7.9s	+79	2°	14°
81	Tmp	40	0.359	14:02:38.0	14:02:37.29	0	0.7s	-7	1°	14°
82	Tmp	41	0.138	14:04:30.5	14:03:56.53	0	34.0s	-680	10°	14°
83	Tmp	41	0.283	14:05:28.5	14:04:38.53	0	50.0s	-1000	12°	14°
84	Tmp	42	0.141	14:06:56.0	14:06:56.62	0	0.6s	+6	1°	14°
85	Tmp	42	0.285	14:07:30.5	14:07:47.98	0	17.5s	+175	8°	14°
86	Tmp	43	0.156	14:08:53.3	14:09:08.93	0	15.6s	+156	9°	14°
87	Tmp	43	0.341	14:09:53.8		0		+6000	16°	14°
88	Tmp	44	0.171	14:11:55.5		0		+6000	17°	14°
89	Tmp	44	0.318	14:12:54.3	14:12:33.03	0	21.3s	-426	9°	14°
90	Pass	45	0.713	14:19:19.1	14:19:56.33	0	37.2s	+0	5°	14°

Num	14	Pen	0	PCZ	0	Total PP	187983	Col. Final	14°
-----	----	-----	---	-----	---	----------	--------	------------	-----



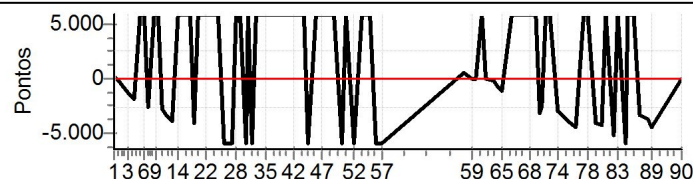
Performance Individual

7.19

N	u	m	15 / Felippi Augusto Cesar Pinto / Milla I									
			Cat / NL / Largada		UBATUBA / 15 / 12:15:00							
PC	TP	TRC	KmPC	Ideal	Passagem	Pen	Erro	Pontos	NoPC	AtePC	MILLA I	
1	Tmp	1	0.089	12:15:35.6	12:15:48.27	0	12.7s	+127	15°	15°		
2	Tmp	1	0.278	12:16:51.2	12:16:31.80	0	19.4s	-388	16°	16°		
3	Tmp	1	0.528	12:18:31.2	12:17:29.03	0	1m02s	-1244	15°	15°		
4	Tmp	1	0.736	12:19:54.4	12:18:18.30	0	1m36s	-1922	16°	15°		
5	Tmp	2	0.111	12:21:15.7		0		+6000	14°	16°		
6	Tmp	2	0.303	12:22:13.3		0		+6000	15°	16°		
7	Tmp	2	0.507	12:23:14.5	12:21:06.84	0	2m07s	-2554	17°	15°		
8	Tmp	3	0.117	12:24:16.2		0		+6000	18°	16°		
9	Tmp	3	0.253	12:24:48.8		0		+6000	18°	17°		
10	Tmp	3	0.384	12:25:20.3		0		+6000	18°	17°		
11	Tmp	4	0.094	12:26:10.8	12:23:50.26	0	2m20s	-2810	14°	17°		
12	Tmp	4	0.315	12:27:12.0	12:24:23.46	0	2m48s	-3370	15°	17°		
13	Tmp	4	0.519	12:28:08.5	12:24:56.17	0	3m12s	-3846	16°	17°		
14	Tmp	5	0.087	12:29:26.5		0		+6000	14°	17°		
15	Tmp	5	0.200	12:30:11.7		0		+6000	15°	17°		
16	Tmp	6	0.117	12:31:29.3		0		+6000	15°	17°		
17	Tmp	6	0.322	12:32:18.5		0		+6000	16°	17°		
18	Tmp	7	0.149	12:33:19.7	12:29:53.16	0	3m26s	-4130	13°	17°		
19	Tmp	7	0.331	12:33:54.1		0		+6000	16°	17°		
20	Tmp	7	0.513	12:34:28.6		0		+6000	15°	17°		
21	Tmp	8	0.095	12:35:12.0		0		+6000	16°	17°		
22	Tmp	8	0.215	12:35:45.2		0		+6000	16°	17°		
23	Tmp	9	0.208	12:37:30.0		0		+6000	17°	17°		
24	Tmp	9	0.396	12:38:37.7		0		+6000	18°	17°		
25	Tmp	10	0.108	12:39:50.2	12:34:49.94	0	5m00s	-6000	18°	17°		
26	Tmp	10	0.357	12:40:46.2	12:35:34.00	0	5m12s	-6000	17°	18°		
27	Tmp	10	0.547	12:41:29.0	12:36:10.46	0	5m18s	-6000	13°	18°		
28	Tmp	11	0.139	12:42:26.3		0		+6000	15°	18°		
29	Tmp	11	0.397	12:43:17.9		0		+6000	18°	18°		
30	Tmp	12	0.097	12:44:28.1	12:39:03.17	0	5m24s	-6000	18°	18°		
31	Tmp	12	0.225	12:45:03.6		0		+6000	17°	18°		
32	Tmp	13	0.090	12:46:02.4	12:39:56.97	0	6m05s	-6000	15°	18°		
33	Tmp	13	0.258	12:46:57.4		0		+6000	17°	18°		
34	Tmp	14	0.126	12:48:05.4		0		+6000	16°	18°		
35	Tmp	14	0.291	12:48:47.8		0		+6000	17°	18°		
36	Tmp	14	0.495	12:49:40.3		0		+6000	18°	18°		
37	Tmp	15	0.150	12:51:01.9		0		+6000	18°	18°		
38	Tmp	15	0.347	12:51:46.2		0		+6000	18°	18°		
39	Tmp	16	0.189	12:52:57.5		0		+6000	17°	18°		
40	Tmp	16	0.364	12:53:32.5		0		+6000	16°	18°		
41	Tmp	17	0.104	12:54:31.7		0		+6000	14°	18°		
42	Tmp	17	0.285	12:55:15.1		0		+6000	18°	18°		
43	Tmp	17	0.482	12:56:02.4		0		+6000	18°	18°		
44	Tmp	18	0.123	12:57:18.5		0		+6000	15°	18°		
45	Tmp	18	0.321	12:58:13.3	12:48:20.81	0	9m52s	-6000	17°	18°		
46	Tmp	19	0.147	12:59:55.2		0		+6000	14°	18°		
47	Tmp	19	0.357	13:01:10.8		0		+6000	18°	18°		
48	Tmp	20	0.155	13:02:58.6		0		+6000	14°	18°		
49	Tmp	20	0.373	13:03:58.9		0		+6000	17°	18°		
50	Tmp	21	0.163	13:05:36.2	12:53:06.16	0	12m30s	-6000	17°	18°		
51	Tmp	21	0.443	13:06:43.4		0		+6000	18°	18°		
52	Tmp	22	0.158	13:08:25.5	12:55:21.15	0	13m04s	-6000	15°	18°		
53	Tmp	23	0.115	13:10:15.9		0		+6000	14°	18°		
54	Tmp	23	0.258	13:10:52.7		0		+6000	15°	18°		
55	Tmp	24	0.188	13:11:55.2		0		+6000	15°	18°		
56	Tmp	25	0.128	13:13:07.8	12:59:47.56	0	13m20s	-6000	17°	18°		
57	Tmp	25	0.360	13:14:17.4	13:00:41.98	0	13m35s	-6000	16°	18°		
58	Tmp	29	0.347	13:32:23.9	13:33:14.62	0	50.7s	+507	10°	18°		
59	Tmp	30	0.145	13:34:01.5	13:34:05.06	0	3.6s	+36	6°	18°		
60	Tmp	30	0.450	13:35:14.7	13:35:12.17	0	2.5s	-25	5°	18°		
61	Tmp	31	0.144	13:36:27.4		0		+6000	18°	18°		

62	Tmp	31	0.390	13:37:16.6	13:37:20.42	0	3.8s	+38	3°	18°	
63	Tmp	32	0.148	13:38:49.8	13:38:37.55	0	12.3s	-246	10°	17°	
64	Tmp	32	0.356	13:39:52.2	13:39:18.61	0	33.6s	-672	14°	17°	
65	Tmp	32	0.569	13:40:56.1	13:39:58.00	0	58.1s	-1162	16°	17°	
66	Tmp	33	0.159	13:42:57.8		0		+6000	18°	17°	
67	Tmp	33	0.397	13:44:44.9		0		+6000	18°	17°	
68	Tmp	34	0.145	13:47:04.8		0		+6000	13°	17°	
69	Tmp	34	0.384	13:48:06.2		0		+6000	17°	17°	
70	Tmp	35	0.126	13:49:17.2	13:46:34.36	0	2m42s	-3256	14°	17°	
71	Tmp	35	0.282	13:49:45.3	13:47:31.00	0	2m14s	-2686	14°	17°	
72	Tmp	36	0.099	13:50:30.7		0		+6000	16°	17°	
73	Tmp	36	0.300	13:51:18.9		0		+6000	17°	17°	
74	Tmp	37	0.199	13:53:12.1	13:50:44.22	0	2m27s	-2958	15°	17°	
75	Tmp	37	0.492	13:55:09.3	13:51:54.21	0	3m15s	-3902	15°	17°	
76	Tmp	37	0.751	13:56:52.9	13:53:03.46	0	3m49s	-4588	15°	17°	
77	Tmp	38	0.207	13:58:40.2		0		+6000	18°	17°	
78	Tmp	38	0.505	13:59:51.7		0		+6000	18°	17°	
79	Tmp	39	0.205	14:01:28.2	13:57:58.07	0	3m30s	-4202	15°	17°	
80	Tmp	40	0.113	14:02:34.7	13:58:55.34	0	3m39s	-4388	13°	17°	
81	Tmp	40	0.359	14:03:38.0		0		+6000	17°	17°	
82	Tmp	41	0.138	14:05:30.5	14:01:03.89	0	4m26s	-5332	13°	17°	
83	Tmp	41	0.283	14:06:28.5		0		+6000	17°	17°	
84	Tmp	42	0.141	14:07:56.0	14:02:34.22	0	5m21s	-6000	17°	17°	
85	Tmp	42	0.285	14:08:30.5		0		+6000	18°	17°	
86	Tmp	43	0.156	14:09:53.3		0		+6000	18°	17°	
87	Tmp	43	0.341	14:10:53.8	14:08:06.56	0	2m47s	-3344	11°	17°	
88	Tmp	44	0.171	14:12:55.5	14:09:43.65	0	3m11s	-3838	13°	17°	
89	Tmp	44	0.318	14:13:54.3	14:10:13.66	0	3m40s	-4412	14°	17°	
90	Pass	45	0.713	14:20:19.1	14:14:39.10	0	5m40s	+0	4°	17°	

Num	15	Pen	0	PCZ	0	Total PP	437983	Col. Final	17°
-----	----	-----	---	-----	---	----------	--------	------------	-----



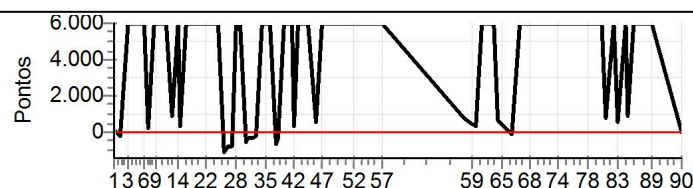
Performance Individual

7.19

N	u	m	16 / Camilo Lelis Alves de Jesus / Victoria									
			Cat / NL / Largada		UBATUBA / 16 / 12:16:00							
PC	TP	TRC	KmPC	Ideal	Passagem	Pen	Erro	Pontos	NoPC	AtePC	VICTORIA	
1	Tmp	1	0.089	12:16:35.6	12:16:47.15	0	11.6s	+116	13°	13°		
2	Tmp	1	0.278	12:17:51.2	12:17:40.15	0	11.1s	-222	13°	13°		
3	Tmp	1	0.528	12:19:31.2		0		+6000	19°	16°		
4	Tmp	1	0.736	12:20:54.4		0		+6000	19°	17°		
5	Tmp	2	0.111	12:22:15.7		0		+6000	13°	17°		
6	Tmp	2	0.303	12:23:13.3		0		+6000	14°	18°		
7	Tmp	2	0.507	12:24:14.5	12:24:38.23	0	23.7s	+237	10°	18°		
8	Tmp	3	0.117	12:25:16.2		0		+6000	17°	18°		
9	Tmp	3	0.253	12:25:48.8		0		+6000	17°	18°		
10	Tmp	3	0.384	12:26:20.3		0		+6000	17°	18°		
11	Tmp	4	0.094	12:27:10.8		0		+6000	17°	18°		
12	Tmp	4	0.315	12:28:12.0		0		+6000	18°	18°		
13	Tmp	4	0.519	12:29:08.5	12:30:35.52	0	1m27s	+870	14°	18°		
14	Tmp	5	0.087	12:30:26.5		0		+6000	13°	18°		
15	Tmp	5	0.200	12:31:11.7	12:31:45.00	0	33.3s	+333	8°	18°		
16	Tmp	6	0.117	12:32:29.3		0		+6000	14°	18°		
17	Tmp	6	0.322	12:33:18.5		0		+6000	15°	18°		
18	Tmp	7	0.149	12:34:19.7		0		+6000	17°	18°		
19	Tmp	7	0.331	12:34:54.1		0		+6000	15°	18°		
20	Tmp	7	0.513	12:35:28.6		0		+6000	14°	18°		
21	Tmp	8	0.095	12:36:12.0		0		+6000	15°	18°		
22	Tmp	8	0.215	12:36:45.2		0		+6000	15°	18°		
23	Tmp	9	0.208	12:38:30.0		0		+6000	16°	18°		
24	Tmp	9	0.396	12:39:37.7		0		+6000	17°	18°		
25	Tmp	10	0.108	12:40:50.2	12:39:54.31	0	55.9s	-1118	14°	18°		
26	Tmp	10	0.357	12:41:46.2	12:41:08.45	0	37.8s	-756	13°	17°		
27	Tmp	10	0.547	12:42:29.0	12:41:48.47	0	40.5s	-810	9°	17°		
28	Tmp	11	0.139	12:43:26.3		0		+6000	14°	17°		
29	Tmp	11	0.397	12:44:17.9		0		+6000	17°	17°		
30	Tmp	12	0.097	12:45:28.1	12:45:00.25	0	27.9s	-558	11°	17°		
31	Tmp	12	0.225	12:46:03.6	12:45:44.62	0	19.0s	-380	8°	17°		
32	Tmp	13	0.090	12:47:02.4	12:46:48.00	0	14.4s	-288	7°	17°		
33	Tmp	13	0.258	12:47:57.4	12:47:45.45	0	12.0s	-240	5°	15°		
34	Tmp	14	0.126	12:49:05.4		0		+6000	15°	15°		
35	Tmp	14	0.291	12:49:47.8		0		+6000	16°	15°		
36	Tmp	14	0.495	12:50:40.3		0		+6000	17°	15°		
37	Tmp	15	0.150	12:52:01.9	12:51:26.06	0	35.8s	-716	12°	15°		
38	Tmp	15	0.347	12:52:46.2	12:52:27.36	0	18.8s	-376	11°	15°		
39	Tmp	16	0.189	12:53:57.5		0		+6000	16°	16°		
40	Tmp	16	0.364	12:54:32.5		0		+6000	15°	16°		
41	Tmp	17	0.104	12:55:31.7		0		+6000	13°	16°		
42	Tmp	17	0.285	12:56:15.1	12:56:51.89	0	36.8s	+368	11°	15°		
43	Tmp	17	0.482	12:57:02.4		0		+6000	17°	16°		
44	Tmp	18	0.123	12:58:18.5		0		+6000	14°	16°		
45	Tmp	18	0.321	12:59:13.3		0		+6000	16°	16°		
46	Tmp	19	0.147	13:00:55.2	13:01:49.25	0	54.1s	+541	11°	16°		
47	Tmp	19	0.357	13:02:10.8		0		+6000	17°	16°		
48	Tmp	20	0.155	13:03:58.6		0		+6000	13°	16°		
49	Tmp	20	0.373	13:04:58.9		0		+6000	16°	16°		
50	Tmp	21	0.163	13:06:36.2		0		+6000	16°	16°		
51	Tmp	21	0.443	13:07:43.4		0		+6000	17°	16°		
52	Tmp	22	0.158	13:09:25.5		0		+6000	14°	16°		
53	Tmp	23	0.115	13:11:15.9		0		+6000	13°	16°		
54	Tmp	23	0.258	13:11:52.7		0		+6000	14°	16°		
55	Tmp	24	0.188	13:12:55.2		0		+6000	14°	16°		
56	Tmp	25	0.128	13:14:07.8		0		+6000	16°	16°		
57	Tmp	25	0.360	13:15:17.4		0		+6000	15°	16°		
58	Tmp	29	0.347	13:33:23.9	13:34:45.58	0	1m21s	+817	13°	16°		
59	Tmp	30	0.145	13:35:01.5	13:35:49.73	0	48.2s	+482	14°	16°		
60	Tmp	30	0.450	13:36:14.7	13:36:46.90	0	32.2s	+322	12°	15°		
61	Tmp	31	0.144	13:37:27.4		0		+6000	17°	15°		

62	Tmp	31	0.390	13:38:16.6		0		+6000	18°	15°		
63	Tmp	32	0.148	13:39:49.8		0		+6000	18°	15°		
64	Tmp	32	0.356	13:40:52.2	13:41:56.25	0	1m04s	+641	13°	15°		
65	Tmp	32	0.569	13:41:56.1	13:42:41.18	0	45.1s	+451	11°	15°		
66	Tmp	33	0.159	13:43:57.8	13:43:50.88	0	6.9s	-138	4°	15°		
67	Tmp	33	0.397	13:45:44.9		0		+6000	17°	15°		
68	Tmp	34	0.145	13:48:04.8		0		+6000	12°	15°		
69	Tmp	34	0.384	13:49:06.2		0		+6000	16°	15°		
70	Tmp	35	0.126	13:50:17.2		0		+6000	17°	15°		
71	Tmp	35	0.282	13:50:45.3		0		+6000	16°	15°		
72	Tmp	36	0.099	13:51:30.7		0		+6000	15°	15°		
73	Tmp	36	0.300	13:52:18.9		0		+6000	16°	15°		
74	Tmp	37	0.199	13:54:12.1		0		+6000	18°	15°		
75	Tmp	37	0.492	13:56:09.3		0		+6000	18°	15°		
76	Tmp	37	0.751	13:57:52.9		0		+6000	18°	15°		
77	Tmp	38	0.207	13:59:40.2		0		+6000	17°	15°		
78	Tmp	38	0.505	14:00:51.7		0		+6000	17°	15°		
79	Tmp	39	0.205	14:02:28.2		0		+6000	18°	15°		
80	Tmp	40	0.113	14:03:34.7		0		+6000	17°	15°		
81	Tmp	40	0.359	14:04:38.0	14:05:50.43	0	1m12s	+724	13°	15°		
82	Tmp	41	0.138	14:06:30.5		0		+6000	17°	15°		
83	Tmp	41	0.283	14:07:28.5	14:08:21.92	0	53.4s	+534	8°	15°		
84	Tmp	42	0.141	14:08:56.0		0		+6000	16°	15°		
85	Tmp	42	0.285	14:09:30.5	14:11:02.56	0	1m32s	+921	14°	15°		
86	Tmp	43	0.156	14:10:53.3		0		+6000	17°	15°		
87	Tmp	43	0.341	14:11:53.8		0		+6000	15°	15°		
88	Tmp	44	0.171	14:13:55.5		0		+6000	16°	15°		
89	Tmp	44	0.318	14:14:54.3		0		+6000	18°	15°		
90	Pass	45	0.713	14:21:19.1	14:21:48.50	0	29.4s	+0	3°	15°		

Num	16	Pen	0	PCZ	0	Total PP	396959	Col. Final	15°
-----	----	-----	---	-----	---	----------	--------	------------	-----



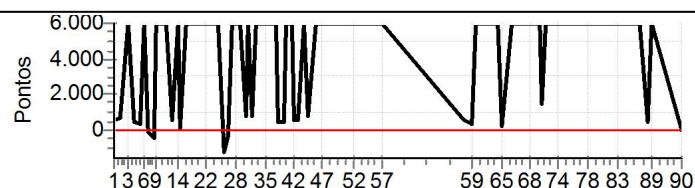
Performance Individual

7.19

N u m	17 / Sergio Di Bonaventura / O He'e Nalu									
	Cat / NL / Largada UBATUBA / 17 / 12:17:00									
	O HE'E NALU									
PC	TP	TRC	KmPC	Ideal	Passagem	Pen	Erro	Pontos	NoPC	AtePC
1	Tmp	1	0.089	12:17:35.6	12:18:33.06	0	57.5s	+575	18°	18°
2	Tmp	1	0.278	12:18:51.2	12:19:49.62	0	58.4s	+584	17°	18°
3	Tmp	1	0.528	12:20:31.2		0		+6000	18°	18°
4	Tmp	1	0.736	12:21:54.4	12:22:33.04	0	38.6s	+386	9°	16°
5	Tmp	2	0.111	12:23:15.7	12:23:39.98	0	24.3s	+243	8°	15°
6	Tmp	2	0.303	12:24:13.3		0		+6000	13°	15°
7	Tmp	2	0.507	12:25:14.5	12:25:07.39	0	7.1s	-142	5°	14°
8	Tmp	3	0.117	12:26:16.2	12:25:51.74	0	24.5s	-490	11°	14°
9	Tmp	3	0.253	12:26:48.8		0		+6000	16°	15°
10	Tmp	3	0.384	12:27:20.3		0		+6000	16°	15°
11	Tmp	4	0.094	12:28:10.8		0		+6000	16°	16°
12	Tmp	4	0.315	12:29:12.0		0		+6000	17°	16°
13	Tmp	4	0.519	12:30:08.5	12:31:00.24	0	51.7s	+517	12°	16°
14	Tmp	5	0.087	12:31:26.5		0		+6000	12°	16°
15	Tmp	5	0.200	12:32:11.7	12:32:18.11	0	6.4s	+64	3°	16°
16	Tmp	6	0.117	12:33:29.3		0		+6000	13°	16°
17	Tmp	6	0.322	12:34:18.5		0		+6000	14°	16°
18	Tmp	7	0.149	12:35:19.7		0		+6000	16°	16°
19	Tmp	7	0.331	12:35:54.1		0		+6000	14°	16°
20	Tmp	7	0.513	12:36:28.6		0		+6000	13°	16°
21	Tmp	8	0.095	12:37:12.0		0		+6000	14°	16°
22	Tmp	8	0.215	12:37:45.2		0		+6000	14°	16°
23	Tmp	9	0.208	12:39:30.0		0		+6000	15°	16°
24	Tmp	9	0.396	12:40:37.7		0		+6000	16°	16°
25	Tmp	10	0.108	12:41:50.2	12:40:45.00	0	1m05s	-1304	15°	16°
26	Tmp	10	0.357	12:42:46.2	12:42:26.62	0	19.6s	-392	9°	16°
27	Tmp	10	0.547	12:43:29.0		0		+6000	12°	16°
28	Tmp	11	0.139	12:44:26.3		0		+6000	13°	16°
29	Tmp	11	0.397	12:45:17.9		0		+6000	16°	16°
30	Tmp	12	0.097	12:46:28.1	12:47:40.93	0	1m12s	+728	14°	16°
31	Tmp	12	0.225	12:47:03.6		0		+6000	16°	16°
32	Tmp	13	0.090	12:48:02.4	12:49:12.92	0	1m10s	+705	10°	15°
33	Tmp	13	0.258	12:48:57.4		0		+6000	16°	16°
34	Tmp	14	0.126	12:50:05.4		0		+6000	14°	16°
35	Tmp	14	0.291	12:50:47.8		0		+6000	15°	16°
36	Tmp	14	0.495	12:51:40.3		0		+6000	16°	16°
37	Tmp	15	0.150	12:53:01.9		0		+6000	17°	16°
38	Tmp	15	0.347	12:53:46.2	12:54:26.54	0	40.3s	+403	12°	16°
39	Tmp	16	0.189	12:54:57.5	12:55:43.92	0	46.4s	+464	12°	15°
40	Tmp	16	0.364	12:55:32.5		0		+6000	14°	15°
41	Tmp	17	0.104	12:56:31.7		0		+6000	12°	15°
42	Tmp	17	0.285	12:57:15.1	12:58:04.90	0	49.8s	+498	13°	16°
43	Tmp	17	0.482	12:58:02.4	12:58:54.60	0	52.2s	+522	13°	15°
44	Tmp	18	0.123	12:59:18.5		0		+6000	13°	15°
45	Tmp	18	0.321	13:00:13.3	13:01:29.49	0	1m16s	+762	13°	15°
46	Tmp	19	0.147	13:01:55.2		0		+6000	13°	15°
47	Tmp	19	0.357	13:03:10.8		0		+6000	16°	15°
48	Tmp	20	0.155	13:04:58.6		0		+6000	12°	15°
49	Tmp	20	0.373	13:05:58.9		0		+6000	15°	15°
50	Tmp	21	0.163	13:07:36.2		0		+6000	15°	15°
51	Tmp	21	0.443	13:08:43.4		0		+6000	16°	15°
52	Tmp	22	0.158	13:10:25.5		0		+6000	13°	15°
53	Tmp	23	0.115	13:12:15.9		0		+6000	12°	15°
54	Tmp	23	0.258	13:12:52.7		0		+6000	13°	15°
55	Tmp	24	0.188	13:13:55.2		0		+6000	13°	15°
56	Tmp	25	0.128	13:15:07.8		0		+6000	15°	15°
57	Tmp	25	0.360	13:16:17.4		0		+6000	14°	15°
58	Tmp	29	0.347	13:34:23.9	13:35:18.11	0	54.2s	+542	12°	15°
59	Tmp	30	0.145	13:36:01.5	13:36:25.33	0	23.8s	+238	12°	15°
60	Tmp	30	0.450	13:37:14.7		0		+6000	17°	16°
61	Tmp	31	0.144	13:38:27.4		0		+6000	16°	16°

62	Tmp	31	0.390	13:39:16.6		0		+6000	17°	16°
63	Tmp	32	0.148	13:40:49.8		0		+6000	17°	16°
64	Tmp	32	0.356	13:41:52.2		0		+6000	18°	16°
65	Tmp	32	0.569	13:42:56.1	13:43:12.60	0	16.5s	+165	6°	16°
66	Tmp	33	0.159	13:44:57.8		0		+6000	17°	16°
67	Tmp	33	0.397	13:46:44.9		0		+6000	16°	16°
68	Tmp	34	0.145	13:49:04.8		0		+6000	11°	16°
69	Tmp	34	0.384	13:50:06.2		0		+6000	15°	16°
70	Tmp	35	0.126	13:51:17.2		0		+6000	16°	16°
71	Tmp	35	0.282	13:51:45.3	13:54:05.09	0	2m19s	+1398	13°	16°
72	Tmp	36	0.099	13:52:30.7		0		+6000	14°	16°
73	Tmp	36	0.300	13:53:18.9		0		+6000	15°	16°
74	Tmp	37	0.199	13:55:12.1		0		+6000	17°	16°
75	Tmp	37	0.492	13:57:09.3		0		+6000	17°	16°
76	Tmp	37	0.751	13:58:52.9		0		+6000	17°	16°
77	Tmp	38	0.207	14:00:40.2		0		+6000	16°	16°
78	Tmp	38	0.505	14:01:51.7		0		+6000	16°	16°
79	Tmp	39	0.205	14:03:28.2		0		+6000	17°	16°
80	Tmp	40	0.113	14:04:34.7		0		+6000	16°	16°
81	Tmp	40	0.359	14:05:38.0		0		+6000	16°	16°
82	Tmp	41	0.138	14:07:30.5		0		+6000	16°	16°
83	Tmp	41	0.283	14:08:28.5		0		+6000	16°	16°
84	Tmp	42	0.141	14:09:56.0		0		+6000	15°	16°
85	Tmp	42	0.285	14:10:30.5		0		+6000	17°	16°
86	Tmp	43	0.156	14:11:53.3		0		+6000	16°	16°
87	Tmp	43	0.341	14:12:53.8		0		+6000	14°	16°
88	Tmp	44	0.171	14:14:55.5	14:15:36.78	0	41.3s	+413	7°	16°
89	Tmp	44	0.318	14:15:54.3		0		+6000	17°	16°
90	Pass	45	0.713	14:22:19.1	14:22:03.87	0	15.2s	+0	2°	16°

Num	17	Pen	0	PCZ	0	Total PP	413535	Col. Final	16°
-----	----	-----	---	-----	---	----------	--------	------------	-----



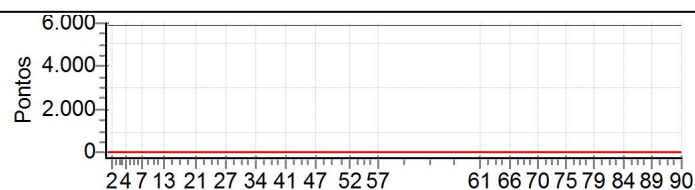
Performance Individual

7.19

N u m	18 / Wilson Machado / Island									
	Cat / NL / Largada					UBATUBA / 18 / 12:18:00				
	ISLAND									
PC	TP	TRC	KmPC	Ideal	Passagem	Pen	Erro	Pontos	NoPC	AtePC
1	Tmp	1	0.089	12:18:35.6		0		+6000	19°	19°
2	Tmp	1	0.278	12:19:51.2		0		+6000	19°	19°
3	Tmp	1	0.528	12:21:31.2		0		+6000	17°	19°
4	Tmp	1	0.736	12:22:54.4		0		+6000	18°	19°
5	Tmp	2	0.111	12:24:15.7		0		+6000	12°	19°
6	Tmp	2	0.303	12:25:13.3		0		+6000	12°	19°
7	Tmp	2	0.507	12:26:14.5		0		+6000	18°	19°
8	Tmp	3	0.117	12:27:16.2		0		+6000	16°	19°
9	Tmp	3	0.253	12:27:48.8		0		+6000	15°	19°
10	Tmp	3	0.384	12:28:20.3		0		+6000	15°	19°
11	Tmp	4	0.094	12:29:10.8		0		+6000	15°	19°
12	Tmp	4	0.315	12:30:12.0		0		+6000	16°	19°
13	Tmp	4	0.519	12:31:08.5		0		+6000	17°	19°
14	Tmp	5	0.087	12:32:26.5		0		+6000	11°	19°
15	Tmp	5	0.200	12:33:11.7		0		+6000	14°	19°
16	Tmp	6	0.117	12:34:29.3		0		+6000	12°	19°
17	Tmp	6	0.322	12:35:18.5		0		+6000	13°	19°
18	Tmp	7	0.149	12:36:19.7		0		+6000	15°	19°
19	Tmp	7	0.331	12:36:54.1		0		+6000	13°	19°
20	Tmp	7	0.513	12:37:28.6		0		+6000	12°	19°
21	Tmp	8	0.095	12:38:12.0		0		+6000	13°	19°
22	Tmp	8	0.215	12:38:45.2		0		+6000	13°	19°
23	Tmp	9	0.208	12:40:30.0		0		+6000	14°	19°
24	Tmp	9	0.396	12:41:37.7		0		+6000	15°	19°
25	Tmp	10	0.108	12:42:50.2		0		+6000	17°	19°
26	Tmp	10	0.357	12:43:46.2		0		+6000	16°	19°
27	Tmp	10	0.547	12:44:29.0		0		+6000	11°	19°
28	Tmp	11	0.139	12:45:26.3		0		+6000	12°	19°
29	Tmp	11	0.397	12:46:17.9		0		+6000	15°	19°
30	Tmp	12	0.097	12:47:28.1		0		+6000	17°	19°
31	Tmp	12	0.225	12:48:03.6		0		+6000	15°	19°
32	Tmp	13	0.090	12:49:02.4		0		+6000	14°	19°
33	Tmp	13	0.258	12:49:57.4		0		+6000	15°	19°
34	Tmp	14	0.126	12:51:05.4		0		+6000	13°	19°
35	Tmp	14	0.291	12:51:47.8		0		+6000	14°	19°
36	Tmp	14	0.495	12:52:40.3		0		+6000	15°	19°
37	Tmp	15	0.150	12:54:01.9		0		+6000	16°	19°
38	Tmp	15	0.347	12:54:46.2		0		+6000	17°	19°
39	Tmp	16	0.189	12:55:57.5		0		+6000	15°	19°
40	Tmp	16	0.364	12:56:32.5		0		+6000	13°	19°
41	Tmp	17	0.104	12:57:31.7		0		+6000	11°	19°
42	Tmp	17	0.285	12:58:15.1		0		+6000	17°	19°
43	Tmp	17	0.482	12:59:02.4		0		+6000	16°	19°
44	Tmp	18	0.123	13:00:18.5		0		+6000	12°	19°
45	Tmp	18	0.321	13:01:13.3		0		+6000	15°	19°
46	Tmp	19	0.147	13:02:55.2		0		+6000	12°	19°
47	Tmp	19	0.357	13:04:10.8		0		+6000	15°	19°
48	Tmp	20	0.155	13:05:58.6		0		+6000	11°	19°
49	Tmp	20	0.373	13:06:58.9		0		+6000	14°	19°
50	Tmp	21	0.163	13:08:36.2		0		+6000	14°	19°
51	Tmp	21	0.443	13:09:43.4		0		+6000	15°	19°
52	Tmp	22	0.158	13:11:25.5		0		+6000	12°	19°
53	Tmp	23	0.115	13:13:15.9		0		+6000	11°	19°
54	Tmp	23	0.258	13:13:52.7		0		+6000	12°	19°
55	Tmp	24	0.188	13:14:55.2		0		+6000	12°	19°
56	Tmp	25	0.128	13:16:07.8		0		+6000	14°	19°
57	Tmp	25	0.360	13:17:17.4		0		+6000	13°	19°
58	Tmp	29	0.347	13:35:23.9		0		+6000	18°	19°
59	Tmp	30	0.145	13:37:01.5		0		+6000	17°	19°
60	Tmp	30	0.450	13:38:14.7		0		+6000	16°	19°
61	Tmp	31	0.144	13:39:27.4		0		+6000	15°	19°

62	Tmp	31	0.390	13:40:16.6		0		+6000	16°	19°
63	Tmp	32	0.148	13:41:49.8		0		+6000	16°	19°
64	Tmp	32	0.356	13:42:52.2		0		+6000	17°	19°
65	Tmp	32	0.569	13:43:56.1		0		+6000	17°	19°
66	Tmp	33	0.159	13:45:57.8		0		+6000	16°	19°
67	Tmp	33	0.397	13:47:44.9		0		+6000	15°	19°
68	Tmp	34	0.145	13:50:04.8		0		+6000	10°	19°
69	Tmp	34	0.384	13:51:06.2		0		+6000	14°	19°
70	Tmp	35	0.126	13:52:17.2		0		+6000	15°	19°
71	Tmp	35	0.282	13:52:45.3		0		+6000	15°	19°
72	Tmp	36	0.099	13:53:30.7		0		+6000	13°	19°
73	Tmp	36	0.300	13:54:18.9		0		+6000	14°	19°
74	Tmp	37	0.199	13:56:12.1		0		+6000	16°	19°
75	Tmp	37	0.492	13:58:09.3		0		+6000	16°	19°
76	Tmp	37	0.751	13:59:52.9		0		+6000	16°	19°
77	Tmp	38	0.207	14:01:40.2		0		+6000	15°	19°
78	Tmp	38	0.505	14:02:51.7		0		+6000	15°	19°
79	Tmp	39	0.205	14:04:28.2		0		+6000	16°	19°
80	Tmp	40	0.113	14:05:34.7		0		+6000	15°	19°
81	Tmp	40	0.359	14:06:38.0		0		+6000	15°	19°
82	Tmp	41	0.138	14:08:30.5		0		+6000	15°	19°
83	Tmp	41	0.283	14:09:28.5		0		+6000	15°	19°
84	Tmp	42	0.141	14:10:56.0		0		+6000	14°	19°
85	Tmp	42	0.285	14:11:30.5		0		+6000	16°	19°
86	Tmp	43	0.156	14:12:53.3		0		+6000	15°	19°
87	Tmp	43	0.341	14:13:53.8		0		+6000	13°	19°
88	Tmp	44	0.171	14:15:55.5		0		+6000	15°	19°
89	Tmp	44	0.318	14:16:54.3		0		+6000	16°	19°
90	Pass	45	0.713	14:23:19.1		0		+6000	18°	19°

Num	18	Pen	0	PCZ	0	Total PP	540000	Col. Final	19°
-----	----	-----	---	-----	---	----------	--------	------------	-----



Performance Individual

7.19

N u m	19 / Flavio Romano / Aguas Claras									
	Cat / NL / Largada		UBATUBA / 19 / 12:19:00							
	AGUAS CLARAS									
PC	TP	TRC	KmPC	Ideal	Passagem	Pen	Erro	Pontos	NoPC	AtePC
1	Tmp	1	0.089	12:19:35.6	12:19:30.44	0	5.2s	-104	12°	12°
2	Tmp	1	0.278	12:20:51.2	12:20:17.35	0	33.9s	-678	18°	17°
3	Tmp	1	0.528	12:22:31.2		0		+6000	16°	17°
4	Tmp	1	0.736	12:23:54.4		0		+6000	17°	18°
5	Tmp	2	0.111	12:25:15.7		0		+6000	11°	18°
6	Tmp	2	0.303	12:26:13.3	12:24:34.98	0	1m38s	-1966	11°	17°
7	Tmp	2	0.507	12:27:14.5	12:25:15.59	0	1m58s	-2378	16°	17°
8	Tmp	3	0.117	12:28:16.2	12:26:21.84	0	1m54s	-2288	15°	17°
9	Tmp	3	0.253	12:28:48.8	12:26:46.29	0	2m02s	-2450	14°	16°
10	Tmp	3	0.384	12:29:20.3	12:27:10.39	0	2m09s	-2598	14°	16°
11	Tmp	4	0.094	12:30:10.8	12:29:15.32	0	55.5s	-1110	12°	15°
12	Tmp	4	0.315	12:31:12.0	12:30:43.03	0	29.0s	-580	12°	15°
13	Tmp	4	0.519	12:32:08.5	12:32:02.79	0	5.7s	-114	2°	15°
14	Tmp	5	0.087	12:33:26.5	12:33:38.04	0	11.5s	+115	3°	15°
15	Tmp	5	0.200	12:34:11.7	12:34:01.56	0	10.1s	-202	7°	13°
16	Tmp	6	0.117	12:35:29.3	12:35:27.98	0	1.3s	-13	2°	12°
17	Tmp	6	0.322	12:36:18.5	12:36:04.08	0	14.4s	-288	9°	12°
18	Tmp	7	0.149	12:37:19.7	12:37:27.64	0	7.9s	+79	6°	12°
19	Tmp	7	0.331	12:37:54.1	12:38:02.13	0	8.0s	+80	5°	12°
20	Tmp	7	0.513	12:38:28.6	12:38:37.73	0	9.1s	+91	5°	11°
21	Tmp	8	0.095	12:39:12.0		0		+6000	12°	11°
22	Tmp	8	0.215	12:39:45.2	12:39:49.38	0	4.2s	+42	2°	11°
23	Tmp	9	0.208	12:41:30.0	12:41:11.53	0	18.5s	-370	6°	11°
24	Tmp	9	0.396	12:42:37.7	12:41:49.16	0	48.5s	-970	12°	11°
25	Tmp	10	0.108	12:43:50.2	12:43:12.54	0	37.7s	-754	13°	11°
26	Tmp	10	0.357	12:44:46.2	12:44:01.68	0	44.5s	-890	15°	11°
27	Tmp	10	0.547	12:45:29.0	12:44:36.82	0	52.2s	-1044	10°	11°
28	Tmp	11	0.139	12:46:26.3	12:45:49.45	0	36.9s	-738	11°	11°
29	Tmp	11	0.397	12:47:17.9	12:46:50.32	0	27.6s	-552	13°	11°
30	Tmp	12	0.097	12:48:28.1		0		+6000	16°	11°
31	Tmp	12	0.225	12:49:03.6	12:49:00.09	0	3.5s	-35	2°	11°
32	Tmp	13	0.090	12:50:02.4	12:49:52.69	0	9.7s	-194	6°	11°
33	Tmp	13	0.258	12:50:57.4	12:50:37.25	0	20.2s	-404	8°	11°
34	Tmp	14	0.126	12:52:05.4	12:51:44.07	0	21.3s	-426	7°	11°
35	Tmp	14	0.291	12:52:47.8	12:52:21.59	0	26.2s	-524	8°	11°
36	Tmp	14	0.495	12:53:40.3	12:53:06.25	0	34.1s	-682	8°	11°
37	Tmp	15	0.150	12:55:01.9	12:54:45.16	0	16.7s	-334	9°	11°
38	Tmp	15	0.347	12:55:46.2	12:55:27.54	0	18.7s	-374	10°	11°
39	Tmp	16	0.189	12:56:57.5	12:56:47.62	0	9.9s	-198	7°	11°
40	Tmp	16	0.364	12:57:32.5	12:57:34.19	0	1.7s	+17	1°	11°
41	Tmp	17	0.104	12:58:31.7	12:58:40.56	0	8.9s	+89	4°	11°
42	Tmp	17	0.285	12:59:15.1	12:59:13.90	0	1.2s	-12	2°	11°
43	Tmp	17	0.482	13:00:02.4	12:59:48.52	0	13.9s	-278	8°	11°
44	Tmp	18	0.123	13:01:18.5	13:01:04.98	0	13.5s	-270	7°	9°
45	Tmp	18	0.321	13:02:13.3	13:02:12.69	0	0.6s	-6	3°	9°
46	Tmp	19	0.147	13:03:55.2	13:04:08.31	0	13.1s	+131	8°	9°
47	Tmp	19	0.357	13:05:10.8	13:05:11.35	0	0.6s	+6	2°	9°
48	Tmp	20	0.155	13:06:58.6	13:07:09.52	0	10.9s	+109	4°	8°
49	Tmp	20	0.373	13:07:58.9	13:08:15.87	0	17.0s	+170	4°	8°
50	Tmp	21	0.163	13:09:36.2	13:09:47.88	0	11.7s	+117	6°	7°
51	Tmp	21	0.443	13:10:43.4	13:10:48.13	0	4.7s	+47	2°	7°
52	Tmp	22	0.158	13:12:25.5	13:12:16.97	0	8.5s	-170	8°	7°
53	Tmp	23	0.115	13:14:15.9	13:14:27.84	0	11.9s	+119	4°	7°
54	Tmp	23	0.258	13:14:52.7	13:15:07.79	0	15.1s	+151	5°	7°
55	Tmp	24	0.188	13:15:55.2	13:16:15.88	0	20.7s	+207	9°	6°
56	Tmp	25	0.128	13:17:07.8	13:17:03.16	0	4.6s	-46	3°	6°
57	Tmp	25	0.360	13:18:17.4	13:18:05.68	0	11.7s	-234	6°	6°
58	Tmp	29	0.347	13:36:23.9	13:37:04.11	0	40.2s	+402	8°	6°
59	Tmp	30	0.145	13:38:01.5	13:38:04.45	0	3.0s	+30	4°	6°
60	Tmp	30	0.450	13:39:14.7	13:39:04.78	0	9.9s	-198	11°	6°
61	Tmp	31	0.144	13:40:27.4	13:40:57.57	0	30.2s	+302	9°	6°

62	Tmp	31	0.390	13:41:16.6	13:42:01.38	0	44.8s	+448	13°	6°
63	Tmp	32	0.148	13:42:49.8	13:43:27.63	0	37.8s	+378	11°	6°
64	Tmp	32	0.356	13:43:52.2	13:44:13.12	0	20.9s	+209	6°	6°
65	Tmp	32	0.569	13:44:56.1	13:44:58.24	0	2.1s	+21	2°	6°
66	Tmp	33	0.159	13:46:57.8	13:47:25.25	0	27.5s	+275	5°	6°
67	Tmp	33	0.397	13:48:44.9	13:48:58.93	0	14.0s	+140	3°	6°
68	Tmp	34	0.145	13:51:04.8	13:51:05.46	0	0.7s	+7	1°	6°
69	Tmp	34	0.384	13:52:06.2	13:52:24.83	0	18.6s	+186	8°	6°
70	Tmp	35	0.126	13:53:17.2	13:53:52.00	0	34.8s	+348	11°	6°
71	Tmp	35	0.282	13:53:45.3	13:54:41.26	0	56.0s	+560	11°	6°
72	Tmp	36	0.099	13:54:30.7	13:55:49.10	0	1m18s	+784	12°	6°
73	Tmp	36	0.300	13:55:18.9	13:56:54.48	0	1m35s	+956	13°	6°
74	Tmp	37	0.199	13:57:12.1	13:58:10.46	0	58.4s	+584	12°	6°
75	Tmp	37	0.492	13:59:09.3	13:59:25.79	0	16.5s	+165	4°	6°
76	Tmp	37	0.751	14:00:52.9	14:00:46.36	0	6.5s	-130	3°	6°
77	Tmp	38	0.207	14:02:40.2	14:04:20.86	0	1m40s	+1007	14°	6°
78	Tmp	38	0.505	14:03:51.7	14:05:44.47	0	1m52s	+1128	14°	6°
79	Tmp	39	0.205	14:05:28.2	14:07:00.39	0	1m32s	+922	14°	6°
80	Tmp	40	0.113	14:06:34.7		0		+6000	14°	6°
81	Tmp	40	0.359	14:07:38.0		0		+6000	14°	6°
82	Tmp	41	0.138	14:09:30.5		0		+6000	14°	9°
83	Tmp	41	0.283	14:10:28.5	14:15:52.90	0	5m24s	+3244	14°	9°
84	Tmp	42	0.141	14:11:56.0		0		+6000	13°	9°
85	Tmp	42	0.285	14:12:30.5	14:16:52.07	0	4m21s	+2616	15°	9°
86	Tmp	43	0.156	14:13:53.3		0		+6000	14°	9°
87	Tmp	43	0.341	14:14:53.8		0		+6000	12°	10°
88	Tmp	44	0.171	14:16:55.5		0		+6000	14°	11°
89	Tmp	44	0.318	14:17:54.3		0		+6000	15°	11°
90	Pass	45	0.713	14:24:19.1	14:22:36.58	0	1m42s	+0	1°	11°

Num	19	Pen	0	PCZ	0	Total PP	118884	Col. Final	11°
-----	----	-----	---	-----	---	----------	--------	------------	-----

